

**Folding instruction:**

- Each garment folded as illustrated below.
- Garment should always be unbuttoned and zipper must be open.
- Each garment packed in a polybag. Check separate instruction for polybags.
- Place 1 silica gel bag inside polybag.
- Garments packed in export cartons in ordered assortments or unassorted if requested.

**How to fold the garment:****1. Place tissue paper as illustrated.**

Size on tissue paper should be:

W: 21,5 cm, L: 27 cm

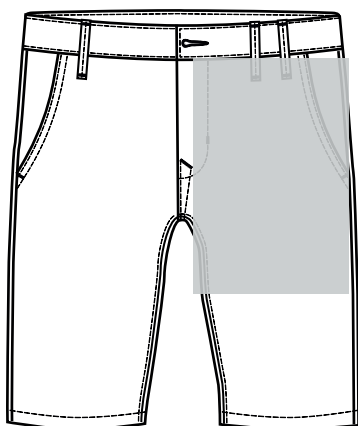

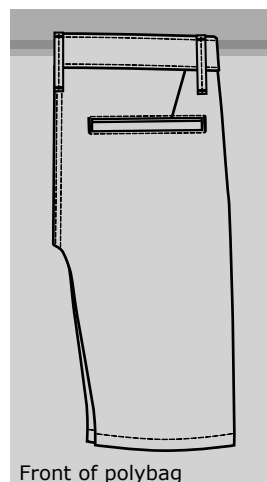


Illustration only

**2. Fold the garment on the middle.****5. Place in suitable polybag. Make sure no tissue paper is visible.**

Front of polybag

**Carton instruction:**

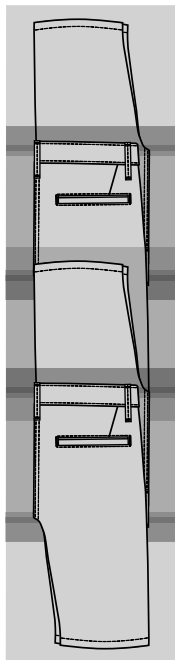
The size of the carton should fit the garments inside the carton.  
The carton may not be over packed and there must not be empty space inside the carton.

The jeans placed in the carton as illustrated below. Every second garment packed conversely.

Check separate instruction for cartons for quality and further instructions.

Check separate section in the supplier manual for shipping marks.

**How to pack the garments:**



Every second garment packed conversely

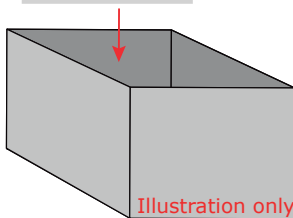


Illustration only

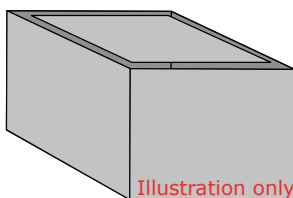


Illustration only

Before closing the box, add a large piece of cardboard on top of the packed garments. It is important that the cardboard piece is the same size as the size of the box.

