
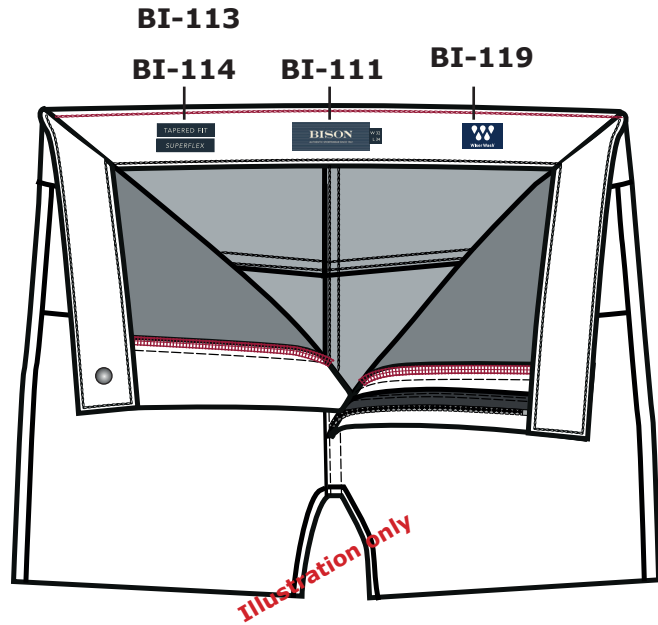
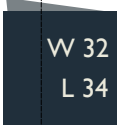



Label/concept: BISON	Bison labels instr. No.: BI-0011	Output date:09/01/19 Modification date: 9 December 2020 3:11 pm
	Style: Jeans - TAPERED FIT - sustainable wash/wiser wash	Design: JEJ


Label instructions


BI-111 Woven structure label:	
	
Placement	Label should be placed at center back of waistband.
Stitching	Label is sidefolded at both sides and sewn with thread match colour on all 4 sides.



BI-116 Size label	
	
Placement	Size label should be placed at right side of main label at center back of waistband. Label is side folded and Sewn on 1 side with match thread.

BI-114 Tapered fit label:	
	
Placement	Label should be placed inside waistband 8 cm from main label
Stitching	Label is sidefolded at both sides and sewn with thread match colour on all 4 sides.

BI-119 Wiser wash label:	
	
Placement	Label should be placed inside waistband 8 cm from main label
Stitching	Label is sidefolded at both sides and sewn with thread match colour on all 4 sides.

BI-113 Superflex label:	
	
Placement	Label should be placed inside waistband 8 cm from main label
Stitching	Label is sidefolded at both sides and sewn with thread match colour on all 4 sides.

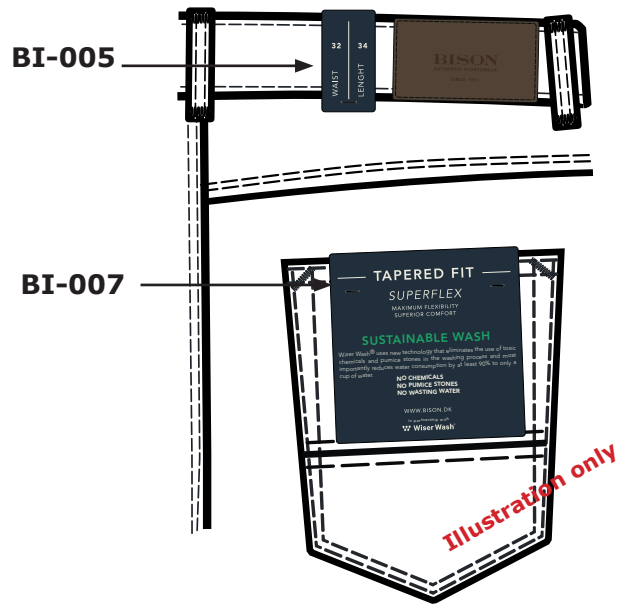
Label/concept: BISON	Bison labels instr. No.: BI-0011	Output date:09/01/19 Modification date: 9 December 2020 3:11 pm
	Style: Jeans - TAPERED FIT - sustainable wash/wiser wash	Design: JEJ

Label instructions

BI-005 Waistband override

Placement

Right side towards center back Waistband override should be attached with match colour bartacks



BI-007 Pocket override

Placement

Back pocket, at center right handside. Pocket override should be attached with match colour bartacks.

Label/concept: BISON	Bison labels instr. No.: BI-0011	Output date:09/01/19 Modification date: 9 December 2020 3:11 pm
	Style: Jeans - TAPERED FIT - sustainable wash/wiser wash	Design: JEJ

Label instructions


BI-001
Hangtag




Placement | Should be fixed through right side of belt loop. Please tie a knot at string

Story telling on front of hangtag

Look at style sketch For hangtag number



Size	W:5 cm, H:10 cm
Quality	Cardboard 0,6 mm
Placement	Must be placed behind main hangtag in same string.

Backside: Backside:

For production
Cardboard with price sticker

Hole at top must be same size as hole in hangtag



DKK	3000.00
SEK	3000.00
NOK	3000.00
EUR	350.00
GBP	350.00

Recommended retail price. Price may differ due to local VAT and economic conditions



Size	W: 5 cm H:10 cm
Quality	Cardboard 0,6 mm
Placement	Must be placed behind main hangtag in same string. Pricesticker backside out

For sales samples/Label with style no. and colour

Dymo label:
Colour: White
Font: Multi purpose

Wording:
Colour: Black
Font: Arial, Size: 6 PT



Size	W:3 cm, H:1,5 cm
Quality	Self adhesive white sticker
Placement	CB,backside of hangtag

Label/concept: BISON	Bison labels instr. No.: BI-0011	Output date:09/01/19 Modification date: 9 December 2020 3:11 pm
	Style: Jeans - TAPERED FIT - sustainable wash/wiser wash	Design: JEJ

Label instructions

BI-220

Attention sticker, supplier made

ATTENTION!

This product has been dyed.

The colour may rub off on light surfaces.

Please wash before wear and be careful when wearing amongst light coloured upholstery and fabrics.

WWW.BISON.DK



ATTENTION!

This product has been dyed.

The colour may rub off on light surfaces.

Please wash before wear and be careful when wearing amongst light coloured upholstery and fabrics.

WWW.BISON.DK

Size	H: 11 cm, W: 5,5 cm
Quality	Transparent sticker
Colour	On dark colour fabrics: Marshmallow 11-4300 TCX, On light colour fabrics: Navy blazer 19-3923 TCX
Placement	Inside jeans