
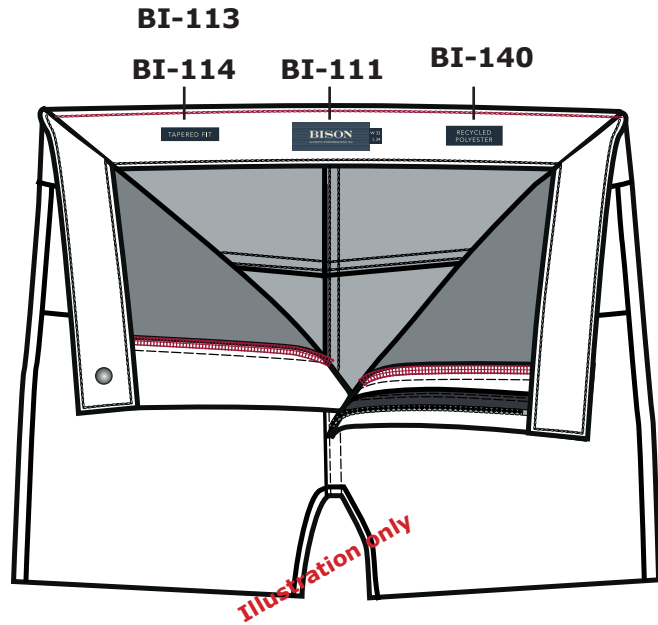
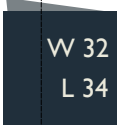



Label/concept: BISON	Bison labels instr. No.: BI-0013	Output date:18/12/19 Modification date: 18December20193:08pm
	Style: Jeans - TAPERED FIT - recycled polyester	Design: JEJ


Label instructions


BI-111 Woven structure label:	
	
Placement	Label should be placed at center back of waistband.
Stitching	Label is sidefolded at both sides and sewn with thread match colour on all 4 sides.



BI-116 Size label	
	
Placement	Size label should be placed at right side of main label at center back of waistband. Label is side folded and Sewn on 1 side with match thread.

BI-114 Tapered fit label:	
	
Placement	Label should be placed inside waistband 8 cm from main label
Stitching	Label is sidefolded at both sides and sewn with thread match colour on all 4 sides.

BI-140 recycle label:	
	
Placement	Label should be placed inside waistband 8 cm from main label
Stitching	Label is sidefolded at both sides and sewn with thread match colour on all 4 sides.

BI-113 Superflex label:	
	
Placement	Label should be placed inside waistband 8 cm from main label
Stitching	Label is sidefolded at both sides and sewn with thread match colour on all 4 sides.

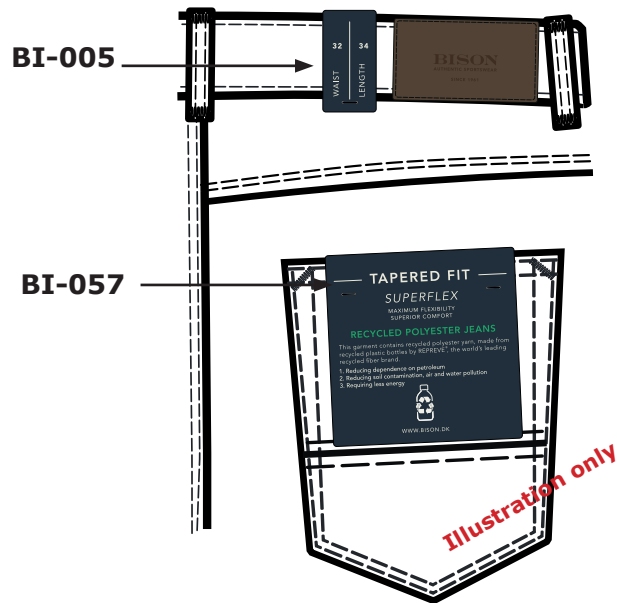
Label/concept: BISON	Bison labels instr. No.: BI-0013	Output date:18/12/19 Modification date: 18December20193:08pm
	Style: Jeans - TAPERED FIT - recycled polyester	Design: JEJ

Label instructions

BI-005 Waistband override

Placement

Right side towards center back Waistband override should be attached with match colour bartacks



BI-057 Pocket override

Placement

Back pocket, at center right handside. Pocket override should be attached with match colour bartacks.

Label/concept: BISON	Bison labels instr. No.: BI-0013	Output date:18/12/19 Modification date: 18December2019:08pm
	Style: Jeans - TAPERED FIT - recycled polyester	Design: JEJ

Label instructions

BI-001
Hangtag




Placement | Should be fixed through right side of belt loop. Please tie a knot at string

Story telling on front of hangtag

Look at style sketch For hangtag number



Size	W:5 cm, H:10 cm
Quality	Cardboard 0,6 mm
Placement	Must be placed behind main hangtag in same string.

Backside: Backside:

For production
Cardboard with price sticker

Hole at top must be same size as hole in hangtag



STYLE: XX-00000

COL: Charcoal
SIZE: 39/40
DKK 3000.00
SEK 3000.00
NOK 3000.00
EUR 350.00
GBP 350.00

Recommended retail price. Price may differ due to local VAT and economic conditions



Size	W: 5 cm H:10 cm
Quality	Cardboard 0,6 mm
Placement	Must be placed behind main hangtag in same string. Pricesticker backside out

For sales samples/Label with style no. and colour

Dymo label:
Colour: White
Font: Multi purpose

Wording:
Colour: Black
Font: Arial, Size: 6 PT



Size	W:3 cm, H:1,5 cm
Quality	Self adhesive white sticker
Placement	CB,backside of hangtag

Label/concept: BISON	Bison labels instr. No.: BI-0013	Output date:18/12/19 Modification date: 18December20193:08pm
	Style: Jeans - TAPERED FIT - recycled polyester	Design: JEJ

Label instructions

BI-220

Attention sticker, supplier made

ATTENTION!

This product has been dyed.

The colour may rub off on light surfaces.

Please wash before wear and be careful when wearing amongst light coloured upholstery and fabrics.

WWW.BISON.DK



ATTENTION!

This product has been dyed.

The colour may rub off on light surfaces.

Please wash before wear and be careful when wearing amongst light coloured upholstery and fabrics.

WWW.BISON.DK

Size	H: 11 cm, W: 5,5 cm
Quality	Transparent sticker
Colour	On dark colour fabrics: Marshmallow 11-4300 TCX, On light colour fabrics: Navy blazer 19-3923 TCX
Placement	Inside jeans