
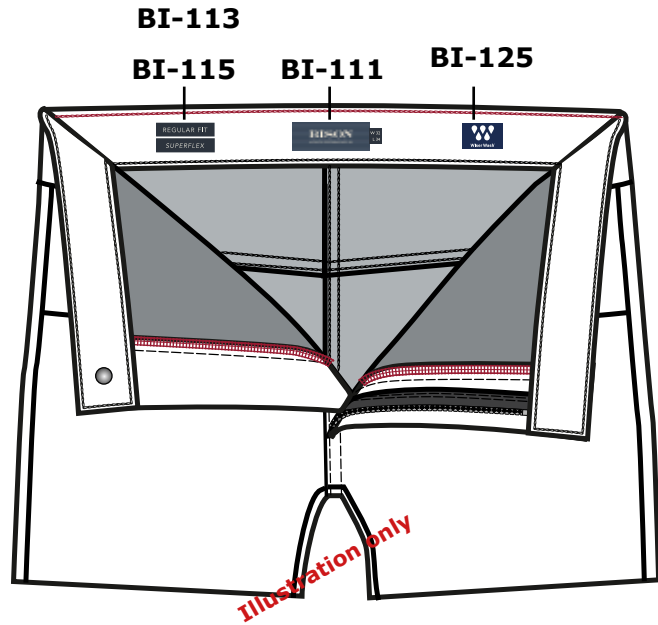
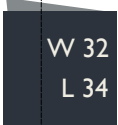



Label/concept: BISON	Bison labels instr. No.: BI-0020	Output date:05/11/20 Modification date: 13November202512:39pm
	Style: Jeans - REGULAR FIT - sorbtek/stay cool	Design: JEJ


Label instructions


BI-111 Woven structure label:	
	
Placement	Label should be placed at center back of waistband.
Stitching	Label is sidefolded at both sides and sewn with thread match colour on all 4 sides.



BI-116 Size label	
	
Placement	Size label should be placed at right side of main label at center back of waistband. Label is side folded and Sewn on 1 side with match thread.

BI-115 Regular fit label:	
	
Placement	Label should be placed inside waistband 8 cm from main label
Stitching	Label is sidefolded at both sides and sewn with thread match colour on all 4 sides.

BI-125 Stay cool label:	
	
Placement	Label should be placed inside waistband 8 cm from main label
Stitching	Label is sidefolded at both sides and sewn with thread match colour on all 4 sides.

BI-113 Superflex label:	
	
Placement	Label should be placed inside waistband 8 cm from main label
Stitching	Label is sidefolded at both sides and sewn with thread match colour on all 4 sides.

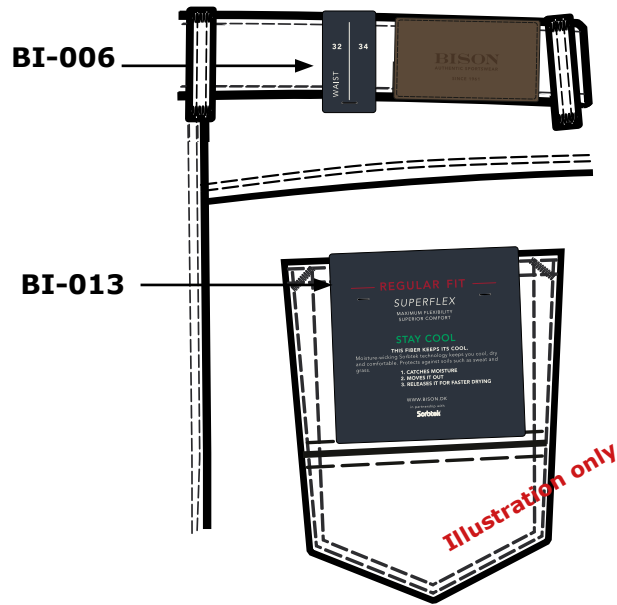
Label/concept: BISON	Bison labels instr. No.: BI-0020	Output date:05/11/20 Modification date: 13November202512:39pm
	Style: Jeans - REGULAR FIT - sorbtek/stay cool	Design: JEJ

Label instructions

BI-006 Waistband override

Placement

Right side towards center back Waistband override should be attached with match colour bartacks



BI-014 Pocket override

Placement

Back pocket, at center right handside. Pocket override should be attached with match colour bartacks.

Label/concept: <h1>BISON</h1>	Bison labels instr. No.: BI-0020	Output date:05/11/20 Modification date: 13November202512:39pm
	Style: Jeans - REGULAR FIT - sorbtek/stay cool	Design: JEJ

Label instructions

BI-001
Hangtag

Labels shown:
 Main hangtag
 Storytelling hangtag
 BCI hangtag

Illustration only

Placement
 Should be fixed through right side of belt loop. Please tie a knot at string

Story telling hangtag
Look at style sketch
For hangtag number

Illustration only

Illustration text:
 SUPERFLEX IS AN INNOVATIVE MIX OF SPECIAL FIBRES THAT PROVIDES SUPER ELASTICITY AND SUPERIOR COMFORT.
 BISON SUPERFLEX OFFERS COMPLETE FREEDOM OF MOVEMENT, WHILE KEEPING IT'S SHAPE.
BISON
 SUPERFLEX

Size	W:5 cm, H:10 cm
Quality	Cardboard 0,6 mm
Placement	Must be placed behind main hangtag in same string.

For production
Cardboard with price sticker

Backside of BCI cardboard:

Hole at top must be same size as hole in hangtag

STYLE: XX-00000
 COL: Charcoal

SIZE: 39/40

DKK	3000.00
SEK	3000.00
NOK	3000.00
EUR	350.00
GBP	350.00

Recommended retail price. Price may differ due to local VAT and economic conditions

Backside of BCI cardboard:

For sales samples/Label with style no. and colour

Dymo label:
 Colour: White
 Font: Multi purpose

Wording:
 Colour: Black
 Font: Arial, Size: 6 PT

Label text:
 STYLE NO.: XXXXX
 COLOUR: XXXXXX


Size	W: 5 cm H:10 cm	Size	W:3 cm, H:1,5 cm
Quality	Cardboard 0,6 mm	Quality	Self adhesive white sticker
Placement	Must be placed behind main hangtag in same string. Pricesticker backside out	Placement	CB,backside of hangtag

Label/concept: BISON	Bison labels instr. No.: BI-0020	Output date:05/11/20 Modification date: 13November202512:39pm
	Style: Jeans - REGULAR FIT - sorbtek/stay cool	Design: JEJ

Label instructions

BI-220

Attention sticker, supplier made



Size	H: 11 cm, W: 5,5 cm
Quality	Transparent sticker
Colour	On dark colour fabrics: Marshmallow 11-4300 TCX, On light colour fabrics: Navy blazer 19-3923 TCX
Placement	Inside jeans