
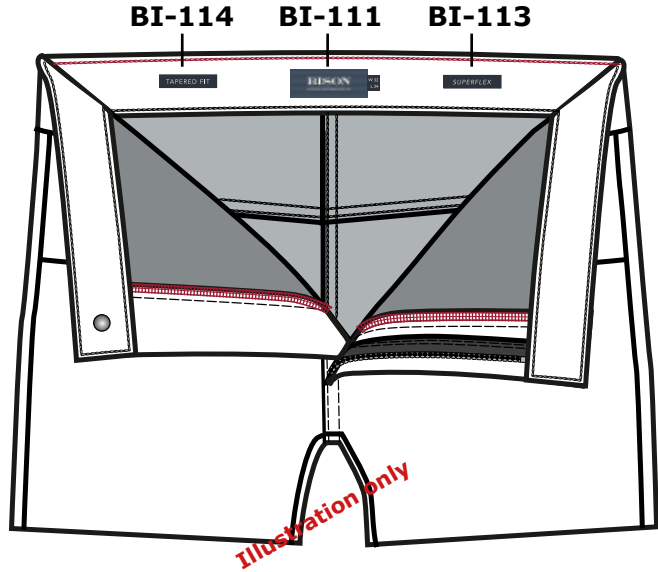
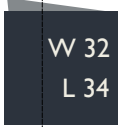



<b>Label/concept:</b> <b>BISON</b>	<b>Bison labels instr. No.: BI-0022</b>	<b>Output date:25/02/21</b> <b>Modification date:</b> <b>13November202512:43pm</b>
	<b>Style: Jeans - TAPERED FIT - T400</b>	<b>Design:</b> <b>JEJ</b>


## Label instructions

<b>BI-111 Woven structure label:</b>	
	
<b>Placement</b>	Label should be placed at center back of waistband.
<b>Stitching</b>	Label is sidefolded at both sides and sewn with thread match colour on all 4 sides.



<b>BI-116 Size label</b>	
	
<b>Placement</b>	Size label should be placed at right side of main label at center back of waistband. Label is side folded and Sewn on 1 side with match thread.

<b>BI-114 Tapered fit label:</b>	
	
<b>Placement</b>	Label should be placed inside waistband 8 cm from main label
<b>Stitching</b>	Label is sidefolded at both sides and sewn with thread match colour on all 4 sides.

<b>BI-113 Superflex label:</b>	
	
<b>Placement</b>	Label should be placed inside waistband 8 cm from main label
<b>Stitching</b>	Label is sidefolded at both sides and sewn with thread match colour on all 4 sides.

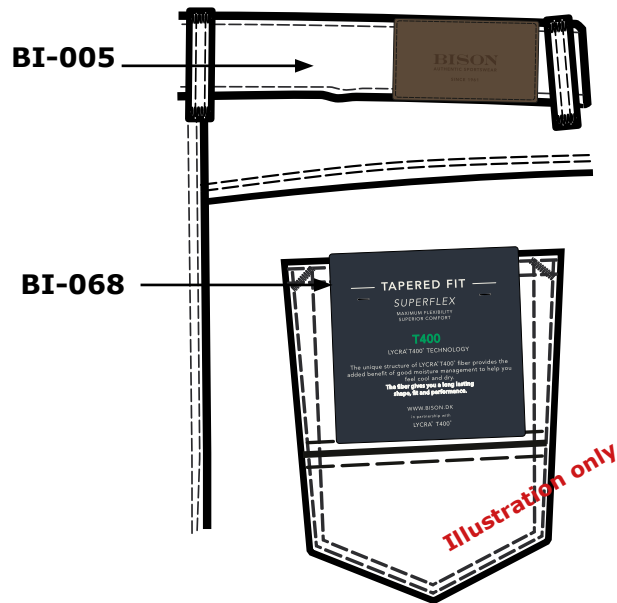
<b>Label/concept:</b> <b>BISON</b>	<b>Bison labels instr. No.: BI-0022</b>	<b>Output date:25/02/21</b> <b>Modification date:</b> <b>13November202512:43pm</b>
	<b>Style: Jeans - TAPERED FIT - T400</b>	<b>Design:</b> <b>JEJ</b>

## Label instructions

**BI-005 Waistband override**

**Placement**

Right side towards center back Waistband override should be attached with match colour bartacks



**BI-068 Pocket override**

**Placement**

Back pocket, at center right handside. Pocket override should be attached with match colour bartacks.

<b>Label/concept:</b> <h1>BISON</h1>	<b>Bison labels instr. No.: BI-0022</b>	<b>Output date:</b> 25/02/21 <b>Modification date:</b> 13 November 2025 12:43pm
	<b>Style:</b> Jeans - TAPERED FIT - T400	<b>Design:</b> JEJ

## Label instructions

**BI-001 Hangtag**

Illustration only

Main hangtag  
Storytelling hangtag  
BCI hangtag

<b>Placement</b>	Should be fixed through right side of belt loop. Please tie a knot at string
------------------	--

**Story telling hangtag**

Look at style sketch For hangtag number

Illustration only

SUPERFLEX IS AN INNOVATIVE MIX OF SPECIAL FIBRES THAT PROVIDES SUPER ELASTICITY AND SUPERIOR COMFORT.

BISON SUPERFLEX OFFERS COMPLETE FREEDOM OF MOVEMENT, WHILE KEEPING IT'S SHAPE.

**BISON**  
SUPERFLEX

<b>Size</b>	W: 5 cm, H: 10 cm
<b>Quality</b>	Cardboard 0,6 mm
<b>Placement</b>	Must be placed behind main hangtag in same string.

**For production** **Backside of BCI cardboard:**

Cardboard with price sticker

Hole at top must be same size as hole in hangtag

STYLE: XX-00000  
COL: Charcoal

**SIZE: 39/40**

DKK	3000.00
SEK	3000.00
NOK	3000.00
EUR	350.00
GBP	350.00

Recommended retail price. Price may differ due to local VAT and economic conditions

**Backside of BCI cardboard:**

For sales samples/Label with style no. and colour

**Dymo label:**  
Colour: White  
Font: Multi purpose

**Wording:**  
Colour: Black  
Font: Arial, Size: 6 PT

STYLE NO.: XXXXX  
COLOUR: XXXXXX


<b>Size</b>	W: 5 cm H: 10 cm	<b>Size</b>	W: 3 cm, H: 1,5 cm
<b>Quality</b>	Cardboard 0,6 mm	<b>Quality</b>	Self adhesive white sticker
<b>Placement</b>	Must be placed behind main hangtag in same string. <b>Pricesticker backside out</b>	<b>Placement</b>	CB, backside of hangtag

<b>Label/concept:</b> <b>BISON</b>	<b>Bison labels instr. No.: BI-0022</b>	<b>Output date:25/02/21</b> <b>Modification date:</b> <b>13November202512:43pm</b>
	<b>Style: Jeans - TAPERED FIT - T400</b>	<b>Design:</b> <b>JEJ</b>

## Label instructions

**BI-220**

**Attention sticker, supplier made**



<b>Size</b>	H: 11 cm, W: 5,5 cm
<b>Quality</b>	Transparent sticker
<b>Colour</b>	On dark colour fabrics: Marshmallow 11-4300 TCX, On light colour fabrics: Navy blazer 19-3923 TCX
<b>Placement</b>	Inside jeans