
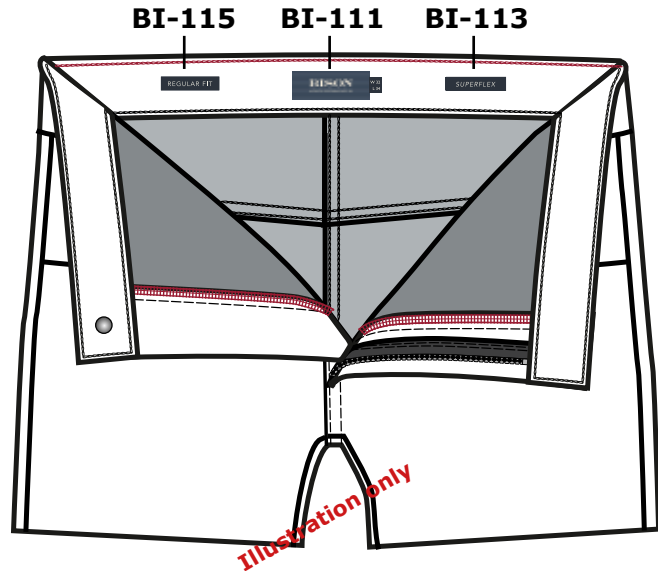
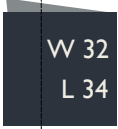



Label/concept: BISON	Bison labels instr. No.: BI-0025	Output date:02/03/22 Modification date: 13November202512:47pm
	Style: Jeans/pants - REGULAR FIT	Design: JEJ


Label instructions

BI-111 Woven structure label:	
	
Placement	Label should be placed at center back of waistband.
Stitching	Label is sidefolded at both sides and sewn with thread match colour on all 4 sides.



BI-116 Size label	
	
Placement	Size label should be placed at right side of main label at center back of waistband. Label is side folded and Sewn on 1 side with match thread.

BI-115 Regular fit label:	
	
Placement	Label should be placed inside waistband 8 cm from main label
Stitching	Label is sidefolded at both sides and sewn with thread match colour on all 4 sides.

BI-113 Superflex label:	
	
Placement	Label should be placed inside waistband 8 cm from main label
Stitching	Label is sidefolded at both sides and sewn with thread match colour on all 4 sides.

Label/concept: BISON	Bison labels instr. No.: BI-0025	Output date:02/03/22 Modification date: 13November202512:47pm
	Style: Jeans/pants - REGULAR FIT	Design: JEJ

Label instructions

BI-066 Waistband override



WWW.BISON.DK

W 32 L 34

BISON
SUPERFLEX

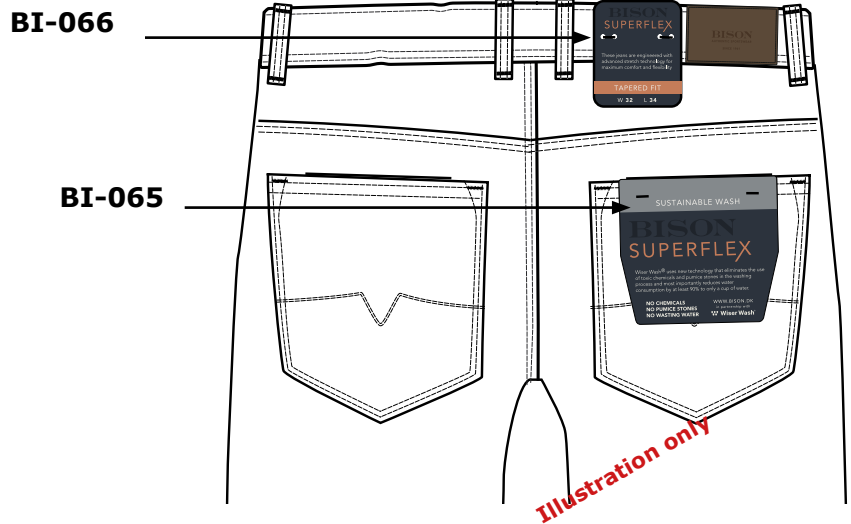
• • • •

These jeans are engineered with advanced stretch technology for maximum comfort and flexibility

REGULAR FIT

W 32 L 34

Placement | Right side towards center back. Waistband override should be attached with match colour bartacks



BI-065 Pocket override



Bartacks → • • REGULAR FIT • •

BISON
SUPERFLEX

These jeans are designed and engineered to give you comfort and freedom of movement.

- Super elasticity in the fabric
- Great shape recovery
- Keeps the shape without any sagging
- Perfect fit and dimensional stability

Placement | Back pocket, at center right handside. Pocket override should be attached with match colour bartacks.

Label/concept: BISON	Bison labels instr. No.: BI-0025	Output date:02/03/22 Modification date: 13November202512:47pm
	Style: Jeans/pants - REGULAR FIT	Design: JEJ

Label instructions

BI-001
Hangtag





Labels shown: Main hangtag, Storytelling hangtag, BCI hangtag.

Placement	Should be fixed through right side of belt loop. Please tie a knot at string
------------------	--

Story telling hangtag
Look at style sketch
For hangtag number




Size	W:5 cm, H:10 cm
Quality	Cardboard 0,6 mm
Placement	Must be placed behind main hangtag in same string.

For production
Cardboard with price sticker

Backside of BCI cardboard:

Hole at top must be same size as hole in hangtag

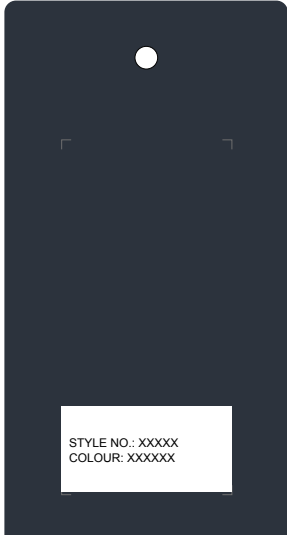


STYLE: XX-00000
COL: Charcoal
SIZE: 39/40
DKK 3000.00
SEK 3000.00
NOK 3000.00
EUR 350.00
GBP 350.00

Recommended retail price. Price may differ due to local VAT and economic conditions

Backside of BCI cardboard:

For sales samples/Label with style no. and colour



Dymo label:
 Colour: White
 Font: Multi purpose

Wording:
 Colour: Black
 Font: Arial, Size: 6 PT

STYLE NO.: XXXXX
 COLOUR: XXXXXX

Size	W: 5 cm H:10 cm
Quality	Cardboard 0,6 mm
Placement	Must be placed behind main hangtag in same string. Pricesticker backside out


Size	W:3 cm, H:1,5 cm
Quality	Self adhesive white sticker
Placement	CB,backside of hangtag

Label/concept: BISON	Bison labels instr. No.: BI-0025	Output date:02/03/22 Modification date: 13November202512:47pm
	Style: Jeans/pants - REGULAR FIT	Design: JEJ

Label instructions

BI-220

Attention sticker, supplier made



Size	H: 11 cm, W: 5,5 cm
Quality	Transparent sticker
Colour	On dark colour fabrics: Marshmallow 11-4300 TCX, On light colour fabrics: Navy blazer 19-3923 TCX
Placement	Inside jeans