
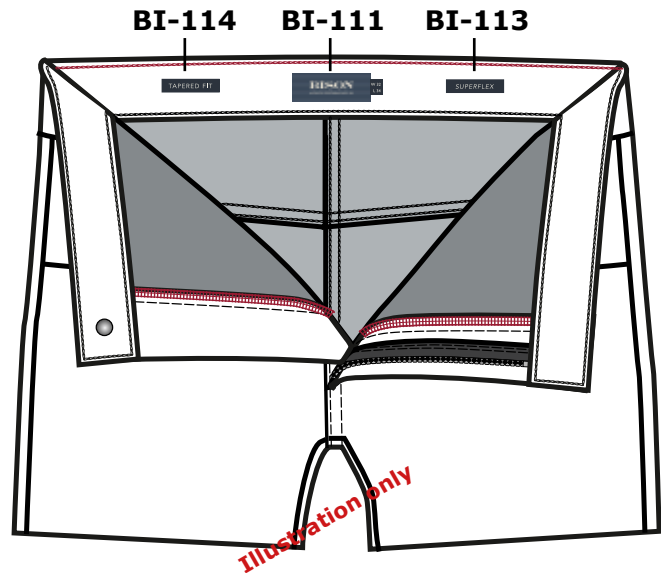




<b>Label/concept:</b> <b>BISON</b>	<b>Bison labels instr. No.: BI-0027</b>	<b>Output date:03/04/20</b> <b>Modification date:</b> <b>13November202512:50pm</b>
	<b>Style: Jeans - TAPERED FIT - ecovero</b>	<b>Design:</b> <b>JEJ</b>


## Label instructions

<b>BI-111 Woven structure label:</b>	
	
<b>Placement</b>	Label should be placed at center back of waistband.
<b>Stitching</b>	Label is sidefolded at both sides and sewn with thread match colour on all 4 sides.



<b>BI-116 Size label</b>	
	
<b>Placement</b>	Size label should be placed at right side of main label at center back of waistband. Label is side folded and Sewn on 1 side with match thread.

<b>BI-114 Tapered fit label:</b>	
	
<b>Placement</b>	Label should be placed inside waistband 8 cm from main label
<b>Stitching</b>	Label is sidefolded at both sides and sewn with thread match colour on all 4 sides.

<b>BI-113 Superflex label:</b>	
	
<b>Placement</b>	Label should be placed inside waistband 8 cm from main label
<b>Stitching</b>	Label is sidefolded at both sides and sewn with thread match colour on all 4 sides.

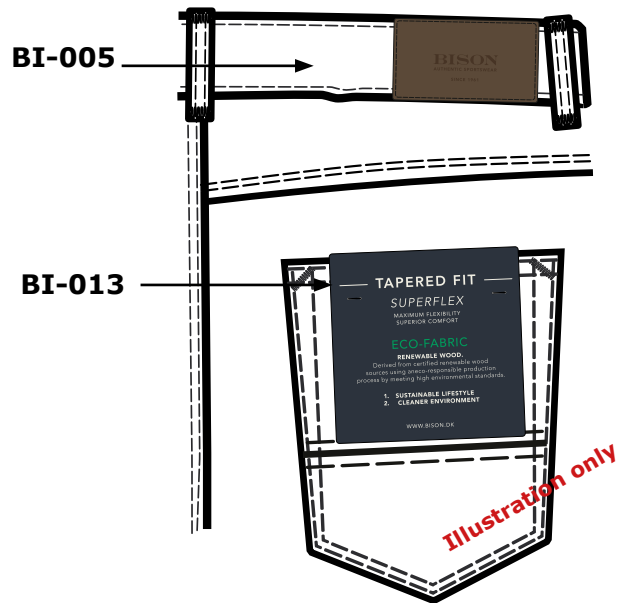
<b>Label/concept:</b> <b>BISON</b>	<b>Bison labels instr. No.: BI-0027</b>	<b>Output date:03/04/20</b> <b>Modification date:</b> <b>13November202512:50pm</b>
	<b>Style: Jeans - TAPERED FIT - ecovero</b>	<b>Design:</b> <b>JEJ</b>

## Label instructions

**BI-005 Waistband override**

**Placement**

Right side towards center back Waistband override should be attached with match colour bartacks



**BI-079 Pocket override**

**Placement**

Back pocket, at center right handside. Pocket override should be attached with match colour bartacks.

<b>Label/concept:</b> <h1>BISON</h1>	<b>Bison labels instr. No.:</b> <b>BI-0027</b>	<b>Output date:</b> 03/04/20 <b>Modification date:</b> 13November202512:50pm
	<b>Style:</b> Jeans - TAPERED FIT - ecovero	<b>Design:</b> JEJ

## Label instructions

**BI-001**  
**Hangtag**

Illustration only

Main hangtag  
Storytelling hangtag  
BCI hangtag

<b>Placement</b>	Should be fixed through right side of belt loop. Please tie a knot at string
------------------	--

**Story telling hangtag**  
**Look at style sketch**  
**For hangtag number**

Illustration only

SUPERFLEX IS AN INNOVATIVE MIX OF SPECIAL FIBRES THAT PROVIDES SUPER ELASTICITY AND SUPERIOR COMFORT.

BISON SUPERFLEX OFFERS COMPLETE FREEDOM OF MOVEMENT, WHILE KEEPING IT'S SHAPE.

**BISON**  
SUPERFLEX

<b>Size</b>	W:5 cm, H:10 cm
<b>Quality</b>	Cardboard 0,6 mm
<b>Placement</b>	Must be placed behind main hangtag in same string.

**For production**  
**Cardboard with price sticker**

**Backside of BCI cardboard:**

Hole at top must be same size as hole in hangtag

STYLE: XX-00000  
COL: Charcoal

**SIZE: 39/40**

DKK	3000.00
SEK	3000.00
NOK	3000.00
EUR	350.00
GBP	350.00

Recommended retail price. Price may differ due to local VAT and economic conditions

**Backside of BCI cardboard:**

**For sales samples/Label with style no. and colour**

**Dymo label:**  
Colour: White  
Font: Multi purpose

**Wording:**  
Colour: Black  
Font: Arial, Size: 6 PT

STYLE NO.: XXXXX  
COLOUR: XXXXXX


<b>Size</b>	W: 5 cm H:10 cm	<b>Size</b>	W:3 cm, H:1,5 cm
<b>Quality</b>	Cardboard 0,6 mm	<b>Quality</b>	Self adhesive white sticker
<b>Placement</b>	Must be placed behind main hangtag in same string. <b>Pricesticker backside out</b>	<b>Placement</b>	CB,backside of hangtag

<b>Label/concept:</b> <b>BISON</b>	<b>Bison labels instr. No.: BI-0027</b>	<b>Output date:03/04/20</b> <b>Modification date:</b> <b>13November202512:50pm</b>
	<b>Style: Jeans - TAPERED FIT - ecovero</b>	<b>Design:</b> <b>JEJ</b>

## Label instructions

**BI-220**

**Attention sticker, supplier made**



<b>Size</b>	H: 11 cm, W: 5,5 cm
<b>Quality</b>	Transparent sticker
<b>Colour</b>	On dark colour fabrics: Marshmallow 11-4300 TCX, On light colour fabrics: Navy blazer 19-3923 TCX
<b>Placement</b>	Inside jeans