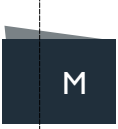
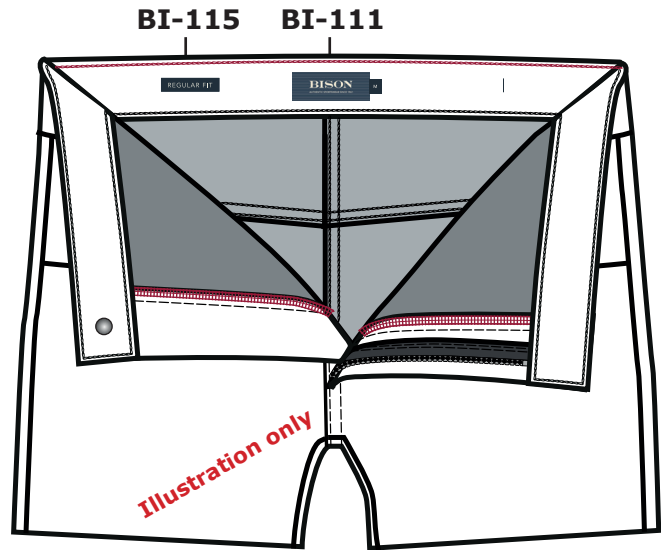




Label/concept: BISON	Bison labels instr. No.: BI-5004	Output date:23/01/19 Modification date: 9 December 2020 3:43 pm
	Style: Shorts - Regular fit	Design: JEJ

Label instructions

BI-124 Size label 	
Placement	Size label should be placed at right side of main label at center back of waistband. Label is side folded and Sewn on 1 side with match thread.



BI-111 Woven structure label: 	
Placement	Label should be placed at center back of waistband.
Stitching	Label is sidefolded at both sides and sewn with thread match colour on all 4 sides.

BI-115 Regular fit label: 	
Placement	Label should be placed inside waistband 8 cm from main label
Stitching	Label is sidefolded at both sides and sewn with thread match colour on all 4 sides.

Label/concept: BISON	Bison labels instr. No.: BI-5004	Output date:23/01/19 Modification date: 9 December 2020 3:43 pm
	Style: Shorts - Regular fit	Design: JEJ

Label instructions

BI-001
Hangtag




Placement | Should be fixed through right side of belt loop. Please tie a knot at string

Hangtag behind main hantag:

Story telling on front of hangtag

Look at style sketch
For hangtag number



Size	W:5 cm, H:10 cm
Quality	Cardboard 0,6 mm
Placement	Must be placed behind main hangtag in same string.

Backside: Backside:

For production
Cardboard with price sticker

Hole at top must be same size as hole in hangtag



DKK	3000.00
SEK	3000.00
NOK	3000.00
EUR	350.00
GBP	350.00

Recommended retail price.
Price may differ due to local VAT and economic conditions



Size	W: 5 cm H:10 cm
Quality	Cardboard 0,6 mm
Placement	Must be placed behind main hangtag in same string. Pricesticker backside out

For sales samples/Label with style no. and colour

Dymo label:
Colour: White
Font: Multi purpose

Wording:
Colour: Black
Font: Arial, Size: 6 PT



Size	W:3 cm, H:1,5 cm
Quality	Self adhesive white sticker
Placement	CB,backside of hangtag