
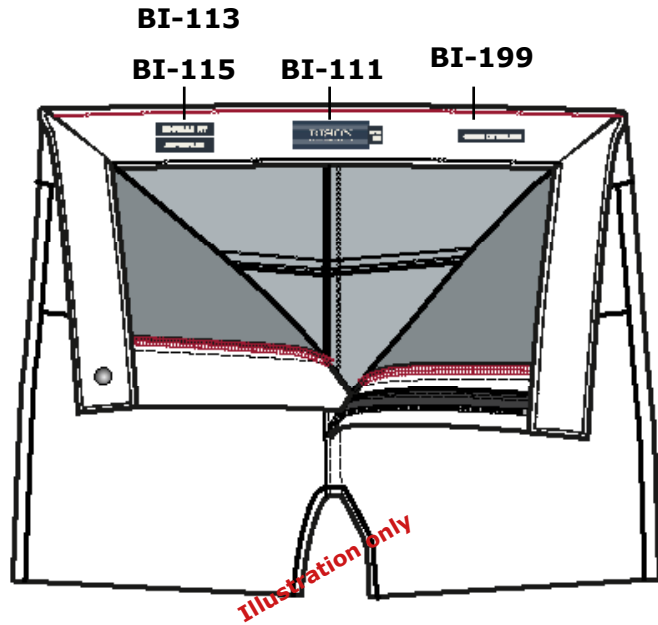




Label/concept: BISON	Bison labels instr. No.: BI-5017	Output date:25/02/22 Modification date: 13 November 2025 1:50pm
	Style: Shorts - REGULAR FIT - ORGANIC COTTON/LINEN	Design: JEJ


Label instructions


BI-111 Woven structure label:	
	
Placement	Label should be placed at center back of waistband.
Stitching	Label is sidefolded at both sides and sewn with thread match colour on all 4 sides.



BI-124 Size label	
	
Placement	Size label should be placed at right side of main label at center back of waistband. Label is side folded and Sewn on 1 side with match thread.

BI-115 Regular fit label:	
	
Placement	Label should be placed inside waistband 8 cm from main label
Stitching	Label is sidefolded at both sides and sewn with thread match colour on all 4 sides.


BI-199 organic cotton/linen label:	
	
Placement	Label should be placed inside waistband 8 cm from main label
Stitching	Label is sidefolded at both sides and sewn with thread match colour on all 4 sides.

BI-113 Superflex label:	
	
Placement	Label should be placed inside waistband 8 cm from main label
Stitching	Label is sidefolded at both sides and sewn with thread match colour on all 4 sides.

Label/concept: BISON	Bison labels instr. No.: BI-5017	Output date: 25/02/22 Modification date: 13 November 2025 1:50pm
	Style: Shorts - REGULAR FIT - ORGANIC COTTON/LINEN	Design: JEJ

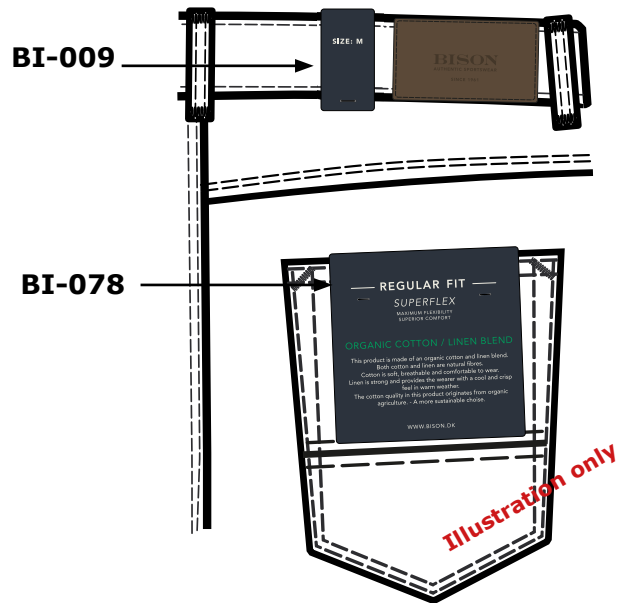
Label instructions

BI-009 Waistband override




Placement

Right side towards center back Waistband override should be attached with match colour bartacks



BI-078 Pocket override



Placement

Back pocket, at center right handside. Pocket override should be attached with match colour bartacks.

Label/concept: BISON	Bison labels instr. No.: BI-5017	Output date: 25/02/22 Modification date: 13 November 2025 1:50pm
	Style: Shorts - REGULAR FIT - ORGANIC COTTON/LINEN	Design: JEJ

Label instructions

BI-001
Hangtag

Illustration only

Main hangtag
Storytelling hangtag
BCI hangtag

Placement Should be fixed through right side of belt loop. Please tie a knot at string

Story telling hangtag
Look at style sketch
For hangtag number

Illustration only

SUPERFLEX IS AN INNOVATIVE MIX OF SPECIAL FIBRES THAT PROVIDES SUPER ELASTICITY AND SUPERIOR COMFORT.

BISON SUPERFLEX OFFERS COMPLETE FREEDOM OF MOVEMENT, WHILE KEEPING IT'S SHAPE.

BISON
SUPERFLEX

Size	W: 5 cm, H: 10 cm
Quality	Cardboard 0,6 mm
Placement	Must be placed behind main hangtag in same string.

For production **Backside of BCI cardboard:**
Cardboard with price sticker

Hole at top must be same size as hole in hangtag

STYLE: XX-00000
COL: Charcoal

SIZE: 39/40

DKK	3000.00
SEK	3000.00
NOK	3000.00
EUR	350.00
GBP	350.00

Recommended retail price. Price may differ due to local VAT and economic conditions

Backside of BCI cardboard:
For sales samples/Label with style no. and colour

Dymo label:
Colour: White
Font: Multi purpose

Wording:
Colour: Black
Font: Arial, Size: 6 PT

STYLE NO.: XXXXX
COLOUR: XXXXXX

Size	W: 5 cm H: 10 cm
Quality	Cardboard 0,6 mm
Placement	Must be placed behind main hangtag in same string. Pricesticker backside out


Size	W: 3 cm, H: 1,5 cm
Quality	Self adhesive white sticker
Placement	CB, backside of hangtag

Label/concept: BISON	Bison labels instr. No.: BI-5017	Output date: 25/02/22 Modification date: 13 November 2025 1:50pm
	Style: Shorts - REGULAR FIT - ORGANIC COTTON/LINEN	Design: JEJ

Label instructions

BI-220

Attention sticker, supplier made



Size	H: 11 cm, W: 5,5 cm
Quality	Transparent sticker
Colour	On dark colour fabrics: Marshmallow 11-4300 TCX, On light colour fabrics: Navy blazer 19-3923 TCX
Placement	Inside jeans