

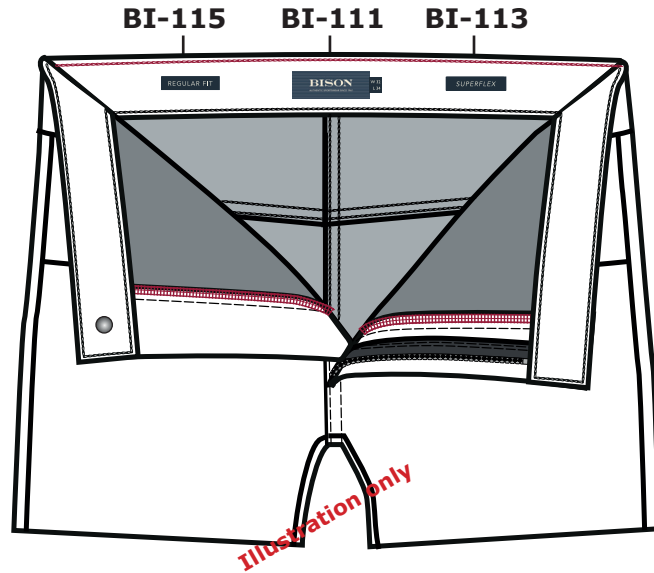



<b>Label/concept:</b> <b>BISON</b>	<b>Bison labels instr. No.: BI-5025</b>	<b>Output date:</b> 29/01/25 <b>Modification date:</b> 29 January 2025 1:36 pm
	<b>Style: Shorts - Regular fit/superflex</b>	<b>Design:</b> JEJ


## Label instructions

<b>BI-115 Regular fit label:</b> 	
<b>Placement</b>	Label should be placed inside waistband 8 cm from main label
<b>Stitching</b>	Label is sidefolded at both sides and sewn with thread match colour on all 4 sides.

<b>BI-113 Superflex label:</b> 	
<b>Placement</b>	Label should be placed inside waistband 8 cm from main label
<b>Stitching</b>	Label is sidefolded at both sides and sewn with thread match colour on all 4 sides.



<b>BI-111 Woven structure label:</b> 	
<b>Placement</b>	Label should be placed at center back of waistband.
<b>Stitching</b>	Label is sidefolded at both sides and sewn with thread match colour on all 4 sides.

<b>BI-124 Size label</b> 	
<b>Placement</b>	Size label should be placed at right side of main label at center back of waistband. Label is side folded and Sewn on 1 side with match thread.

<b>Label/concept:</b> <b>BISON</b>	<b>Bison labels instr. No.: BI-5025</b>	<b>Output date: 29/01/25</b> <b>Modification date:</b> <b>29 January 2025 1:36 pm</b>
	<b>Style: Shorts - Regular fit/superflex</b>	<b>Design:</b> <b>JEJ</b>

## Label instructions

### BI-063 Waistband override



#### Placement

Right side towards center back. Waistband override should be attached with match colour bartacks

### BI-063

### BI-351A



### Bartack

### BI-351A Pocket override shorts



#### Placement

Back pocket, at center right handside. Pocket override should be attached with match colour bartacks.

<b>Label/concept:</b> <b>BISON</b>	<b>Bison labels instr. No.: BI-5025</b>	<b>Output date:</b> 29/01/25 <b>Modification date:</b> 29 January 2025 1:36 pm
	<b>Style: Shorts - Regular fit/superflex</b>	<b>Design:</b> JEJ

## Label instructions

**BI-001 Hangtag**

Illustration only

**Main hangtag**

**Storytelling hangtag**

**BCI hangtag**

**Story telling hangtag**

**Look at style sketch For hangtag number**

<b>Size</b>	W:5 cm, H:10 cm
<b>Quality</b>	Cardboard 0,6 mm
<b>Placement</b>	Must be placed behind main hangtag in same string.

<b>Placement</b>	Should be fixed through right side of belt loop. Please tie a knot at string
------------------	--

**For production**

**Cardboard with price sticker**

STYLE: XX-00000

COL: Charcoal

**SIZE: 39/40**

DKK	3000.00
SEK	3000.00
NOK	3000.00
EUR	350.00
GBP	350.00

Recommended retail price. Price may differ due to local VAT and economic conditions

**Backside of BCI cardboard:**

**For sales samples/Label with style no. and colour**

**Dymo label:**  
Colour: White  
Font: Multi purpose

**Wording:**  
Colour: Black  
Font: Arial, Size: 6 PT

<b>Size</b>	W: 5 cm H:10 cm	<b>Size</b>	W:3 cm, H:1,5 cm
<b>Quality</b>	Cardboard 0,6 mm	<b>Quality</b>	Self adhesive white sticker
<b>Placement</b>	Must be placed behind main hangtag in same string. <b>Pricesticker backside out</b>	<b>Placement</b>	CB,backside of hangtag