

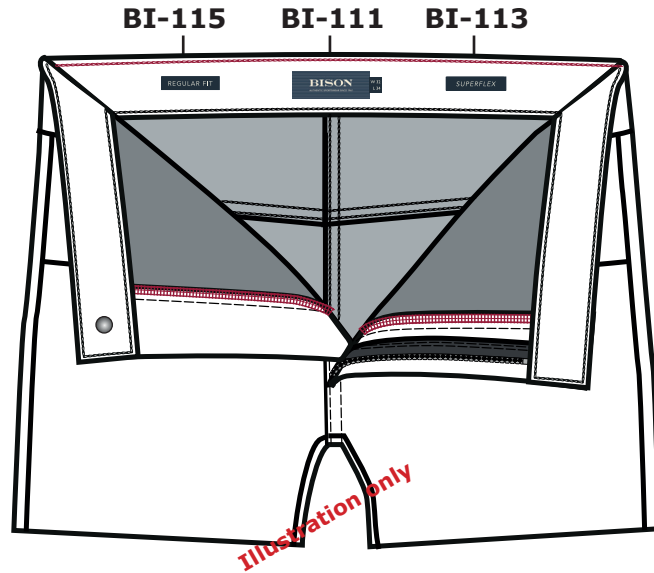



Label/concept: BISON	Bison labels instr. No.: BI-5026	Output date: 29/01/25 Modification date: 30 January 2025 3:24 pm
	Style: Shorts - Regular fit/superflex	Design: JEJ


Label instructions

BI-115 Regular fit label:	
	
Placement	Label should be placed inside waistband 8 cm from main label
Stitching	Label is sidefolded at both sides and sewn with thread match colour on all 4 sides.

BI-113 Superflex label:	
	
Placement	Label should be placed inside waistband 8 cm from main label
Stitching	Label is sidefolded at both sides and sewn with thread match colour on all 4 sides.



BI-111 Woven structure label:	
	
Placement	Label should be placed at center back of waistband.
Stitching	Label is sidefolded at both sides and sewn with thread match colour on all 4 sides.

BI-124 Size label	
	
Placement	Size label should be placed at right side of main label at center back of waistband. Label is side folded and Sewn on 1 side with match thread.

Label/concept: BISON	Bison labels instr. No.: BI-5026	Output date: 29/01/25 Modification date: 30 January 2025 3:24 pm
	Style: Shorts - Regular fit/superflex	Design: JEJ

Label instructions

BI-063 Waistband override



Placement

Right side towards center back. Waistband override should be attached with match colour bartacks

BI-063

BI-096B

Bartack

BI-096B Pocket override shorts



Bartacks

Placement





Back pocket, at center right handside. Pocket override should be attached with match colour bartacks.



Label/concept: BISON	Bison labels instr. No.: BI-5026	Output date:29/01/25 Modification date: 30 January 2025 3:24 pm
	Style: Shorts - Regular fit/superflex	Design: JEJ

Label instructions


BI-001 Hangtag

↑ Main hangtag ↑ Storytelling hangtag ↑ BCI hangtag

Story telling hangtag

Look at style sketch For hangtag number




Size	W:5 cm, H:10 cm
Quality	Cardboard 0,6 mm
Placement	Must be placed behind main hangtag in same string.

Placement	Should be fixed through right side of belt loop. Please tie a knot at string
------------------	--

For production

Cardboard with price sticker

STYLE: XX-00000

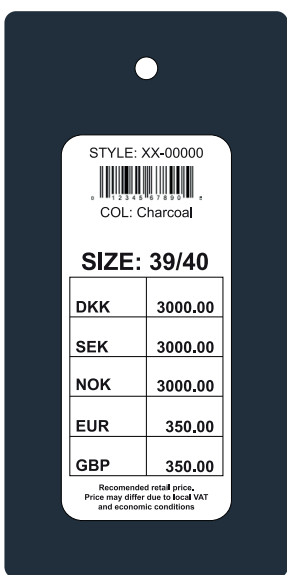


COL: Charcoal

SIZE: 39/40

DKK	3000.00
SEK	3000.00
NOK	3000.00
EUR	350.00
GBP	350.00

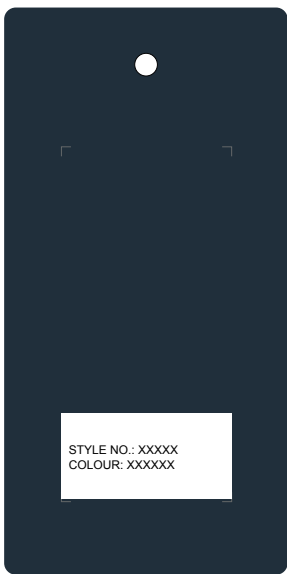
Recommended retail price. Price may differ due to local VAT and economic conditions



Hole at top must be same size as hole in hangtag

Backside of BCI cardboard:

For sales samples/Label with style no. and colour



Dymo label:
Colour: White
Font: Multi purpose

Wording:
Colour: Black
Font: Arial, Size: 6 PT

Size	W: 5 cm H:10 cm	Size	W:3 cm, H:1,5 cm
Quality	Cardboard 0,6 mm	Quality	Self adhesive white sticker
Placement	Must be placed behind main hangtag in same string. Pricesticker backside out	Placement	CB,backside of hangtag