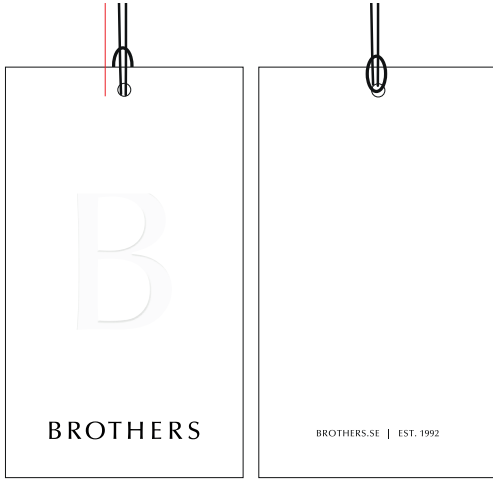


<b>Label:</b>  BROTHERS	<b>Description:</b> PANTS + SHORTS W. ELASTIC WAISTBAND	<b>Output date:</b> 22/03/18 <b>Modification date:</b> 10 February 2026 2:21 pm
	<b>Label instruction no:</b> BRO-0002	<b>Design :</b> MKS

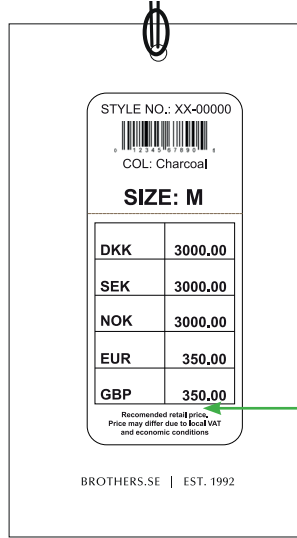
**Main hangtag BRO-900**

FRONT

BACK

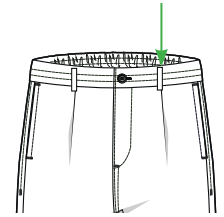


**Production sticker placement**



**Hang tag placement:**

Hangtag must be fixed with a knot at beltloop



If no beltloops please fix it through the size label inside with a knot.


**Price sticker placement**  
(for production only)

**SMS sticker placement**



**SMS sticker placement**  
Follow instruction no. :  
007 salesman sticker from  
Lindbergh

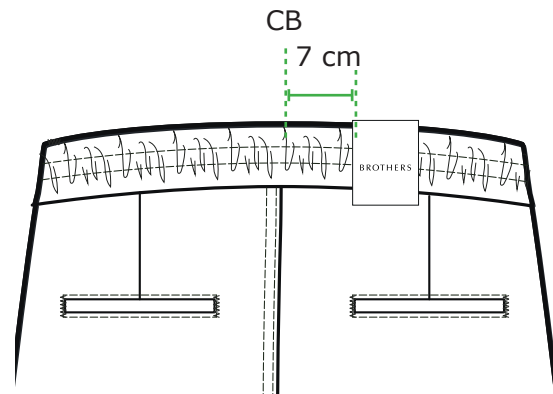
**Waist tag:**



See program  
For waisttag number

Waist tag must be tagged on. Thread matching carboard.

**Waist tag placement:**



<b>Label:</b>  BROTHERS	<b>Description:</b> PANTS + SHORTS W. ELASTIC WAISTBAND	<b>Output date:</b> 22/03/18 <b>Modification date:</b> 10 February 2026 2:21 pm
	<b>Label instruction no:</b> BRO-0002	<b>Design :</b> MKS

**PLEASE CHECK MEASUREMENT CHART FOR KIND OF FIT LABEL**

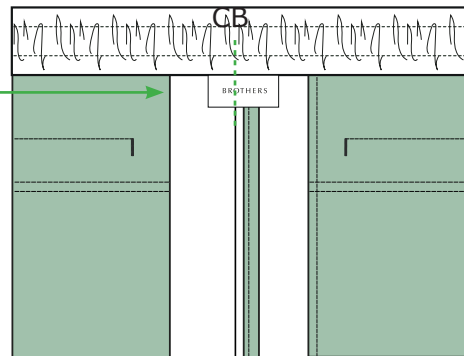
**Main label BRO-800**

Stitch top of label. See seam allowance and stitch line on instruction

**Label placement:**

Placement:

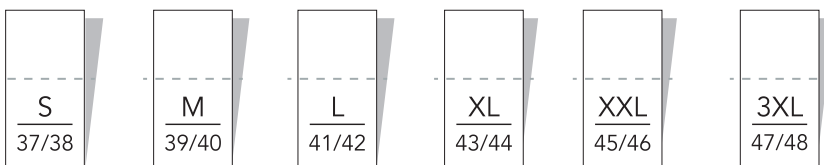
Place main label CB under elastic waistband in seam



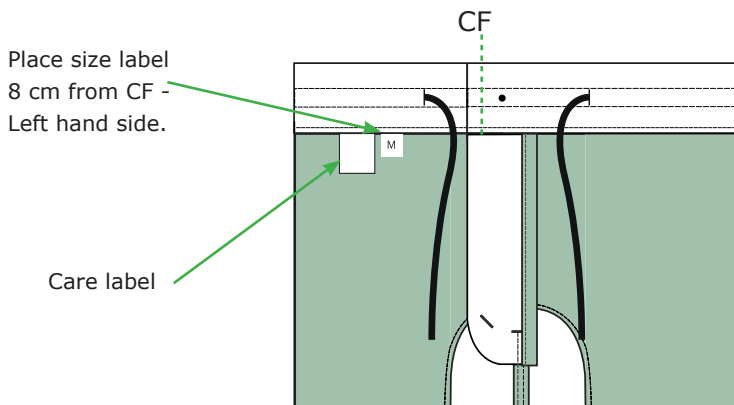
**SIZE LABEL REF. BRO-840:**



**SIZE LABEL REF. BRO-841:**



**Label placement:**



**PLEASE CHECK MEASUREMENT CHART FOR KIND OF SIZE LABEL**

<b>Label:</b>  BROTHERS	<b>Description:</b> PANTS + SHORTS W. ELASTIC WAISTBAND	<b>Output date:</b> 22/03/18 <b>Modification date:</b> 10 February 2026 2:21 pm
	<b>Label instruction no:</b> BRO-0002	<b>Design :</b> MKS

**STORYTELLING/FIT LABEL:**

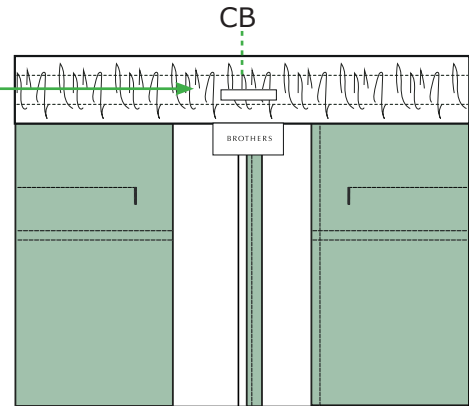


See program  
For label reference

Place storytelling label  
CB centered with main  
label and waistband

Stitch all around label.  
Col. match label colour

**PLACEMENT - INSIDE:**



**2 STORYTELLING/FIT LABELS:**



See program  
For label reference

Place storytelling label  
CB centered with main  
label and waistband

Distance in between the  
2 labels is 0,5 cm

Stitch all around label.  
Col. match label colour

**PLACEMENT - INSIDE:**

