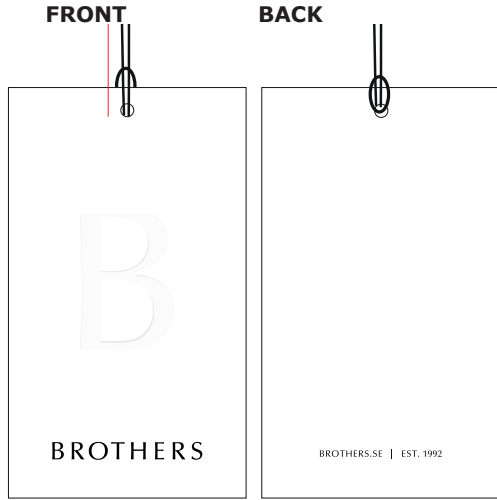


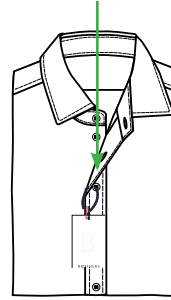
<b>Label:</b> <b>BROTHERS</b>	<b>Description :</b> BROTHERS - SHIRTS - all fit + sizes	<b>Date:</b> 04/08/20 <b>Modification date:</b> 10 February 2026 2:20 pm
	<b>Label instruction no:</b> BRO-2002	<b>Design :</b> MKS

**Main hangtag BRO-900**



**Tag placement**

Hangtag must be fixed with knot at 2nd button hole. See sketch below. Total Length of string must be 10 cm when folded.



**Production sticker placement**



**Price sticker placement**  
(for production only)

STYLE NO.: XX-00000	
	
COL: Charcoal	
<b>SIZE: M</b>	
DKK	3000,00
SEK	3000,00
NOK	3000,00
EUR	350,00
GBP	350,00
<small>Recommended retail price. Price may differ due to local VAT and economic conditions</small>	

**SMS sticker placement**



**SMS sticker placement**  
Follow instruction no. :  
007 salesman sticker from  
Lindbergh

<b>Label:</b> <b>BROTHERS</b>	<b>Description :</b> BROTHERS - SHIRTS - all fit + sizes	<b>Date:</b> 04/08/20 <b>Modification date:</b> 10 February 2026 2:20 pm
	<b>Label instruction no:</b> BRO-2002	<b>Design :</b> MKS

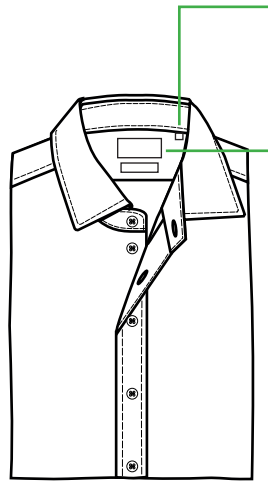
**LABEL BRO-802**



**PLACEMENT:**

Size label:  
Please place 6 cm from C.B at collar stand.

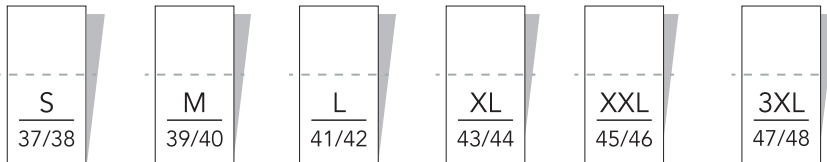
Neck label must be placed 1,5 cm below collar stand. Stitch only both sides (open top/bottom)



**SIZE LABEL REF. BRO-840:**



**SIZE LABEL REF. BRO-841:**



**PLEASE CHECK MEASUREMENT CHART FOR KIND OF SIZE LABEL**

<b>Label:</b> <b>BROTHERS</b>	<b>Description :</b> BROTHERS - SHIRTS - all fit + sizes	<b>Date:</b> 04/08/20 <b>Modification date:</b> 10 February 2026 2:20 pm
	<b>Label instruction no:</b> BRO-2002	<b>Design :</b> MKS

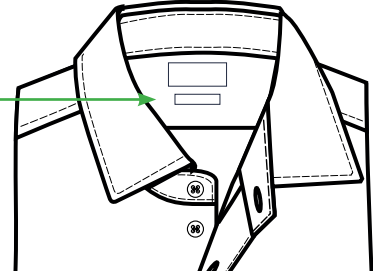
**STORYTELLING  
/FIT LABEL:**



See program  
For label reference

**PLACEMENT :**

Below main label  
= 1 cm  
Stitch both sides.  
Col. match label colour



**2 STORYTELLING  
/FIT LABELS:**

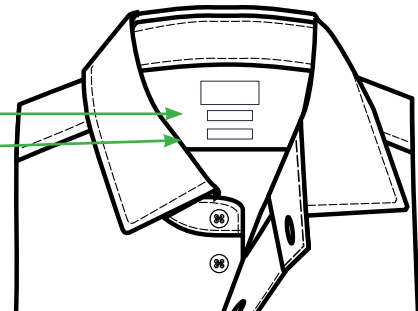


See program  
For label reference

**PLACEMENT :**

Distance between  
the storytelling  
labels is 1 cm  
Stitch both sides.  
Col. match label colour

Storytelling label 1  
Storytelling label 2

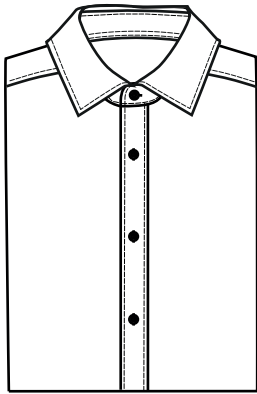


<b>Label:</b> <b>BROTHERS</b>	<b>Description :</b> BROTHERS - SHIRTS - all fit + sizes	<b>Date:</b> 04/08/20 <b>Modification date:</b> 10 February 2026 2:20 pm
	<b>Label instruction no:</b> BRO-2002	<b>Design :</b> MKS

### Folding and packing instruction

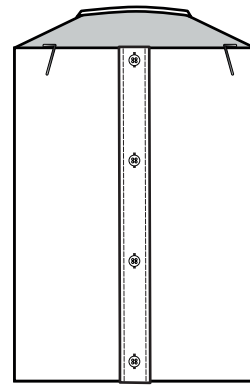
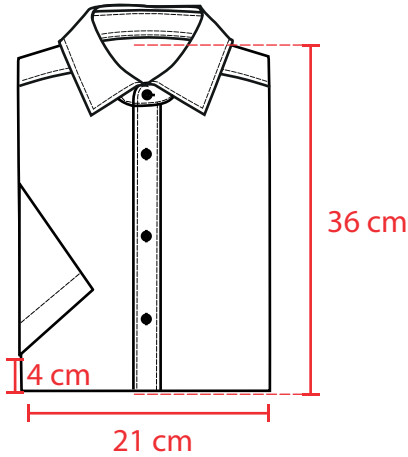
Folded and packed:  
Width: 21 cm  
Height: 36 cm

**L/S:**



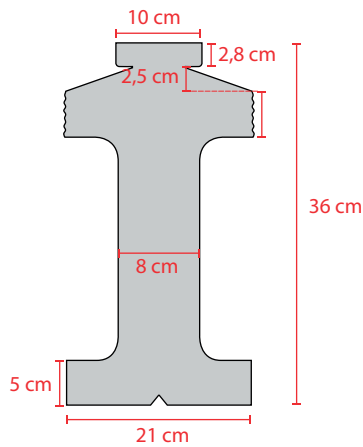
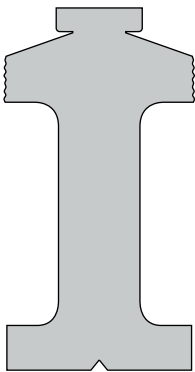
No metal needle in the shirt

**S/S:**

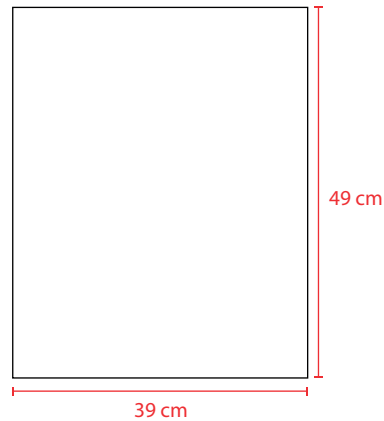


Please use plastic clips to fix the shirt

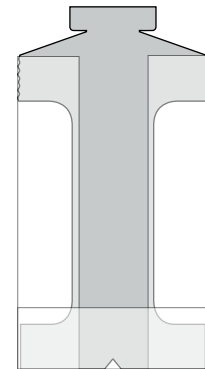
#### Cardboard



#### Tissue paper



4 layers of tissue paper

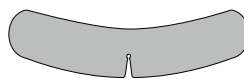


Tissue paper placed and folded as sketch

#### Plastic collar stand (inside collar)



#### Plastic butterfly (for shirts with fixed collar)



Single butterfly to fix collar.  
Each garment must be packed with butterfly underneath collar.