


Label: BROTHERS	Description : Midfolded main label	Output date: 22/06/16 Modification date: 10 February 2026 2:18 pm
	Label instruction no: BRO-4001	Design : MKS

Label and tag placement instruction

Main hangtag BRO-900

FRONT

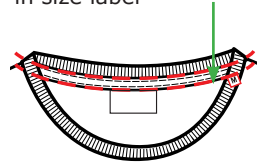
BACK



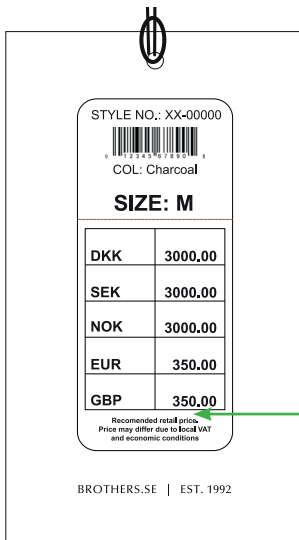
FRONT

Tag placement

Hangtag fixed with knot in size label



Production sticker placement



Price sticker placement
(for production only)

SMS sticker placement



SMS sticker placement

Follow instruction no. :
007 salesman sticker from
Lindbergh

Label: BROTHERS	Description : Midfolded main label	Output date: 22/06/16 Modification date: 10 February 2026 2:18 pm
	Label instructions: tag placement BRO-4001	Design : MKS

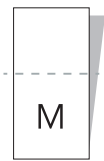
Label and tag placement instruction

MAIN LABEL REF. BRO-800

Stitch top of label. See seam allowance and stitch line on instruction



Size label ref. BRO-840

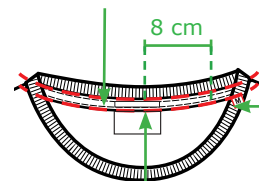


Storytelling label



See program
For label number

Main label placement CB in neck seam



Size label placement
Below neck tape
8 cm from CB

Storytelling label
Centered and fixed on to neck tape