

Label: EAST WEST	Description: PANTS + SHORTS W. ELASTIC WAISTBAND	Output date: 24/04/26 Modification date: 28 April 2026 8:00 am
	Label instruction no: EAW-0002	Design : TMA

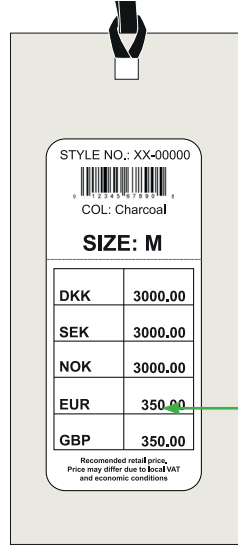
Main hangtag EAW-900



FRONT

BACK

Production sticker placement



Price sticker placement
(for production only)

SMS sticker placement



SMS sticker placement
Follow instruction no. :
007 salesman sticker from
Lindbergh


Hang tag placement:

Hangtag must be fixed with a knot at beltloop



If no beltloops please fix it through the size label inside with a knot.

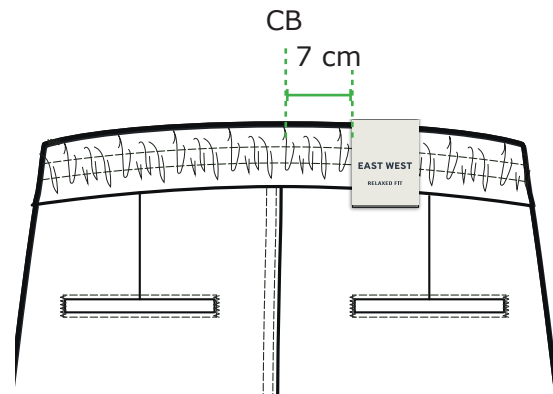
Waist tag:



See program
For waisttag number

Waist tag must be tagged on. Thread matching cardboard.

Waist tag placement:



Label: EAST WEST	Description: PANTS + SHORTS W. ELASTIC WAISTBAND	Output date: 24/04/26 Modification date: 28 April 2026 8:00 am
	Label instruction no: EAW-0002	Design : TMA

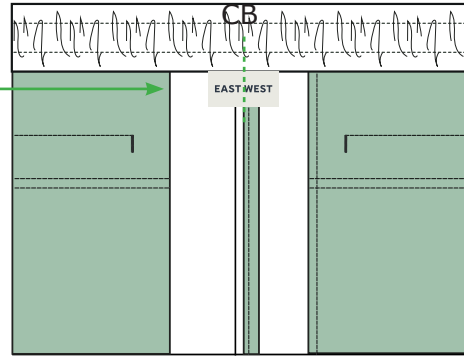
Main label EAW-801

Stitch top of label. See seam allowance and stitch line on instruction

Label placement:

Placement:

Place main label CB under elastic waistband in seam

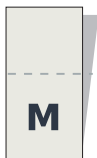


PLEASE CHECK MEASUREMENT CHART FOR WHAT FIT TO APPLY TO LABEL



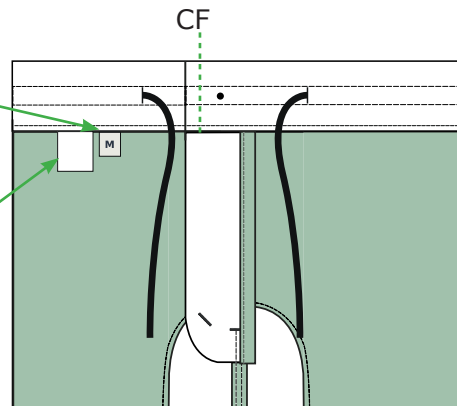
SIZE LABEL REF. EAW-840:

Label placement:



Place size label
8 cm from CF -
Left hand side.

Care label



PLEASE CHECK MEASUREMENT CHART FOR KIND OF SIZE LABEL

Label: EAST WEST	Description: PANTS + SHORTS W. ELASTIC WAISTBAND	Output date: 24/04/26 Modification date: 28 April 2026 8:00 am
	Label instruction no: EAW-0002	Design : TMA

STORYTELLING/FIT LABEL:

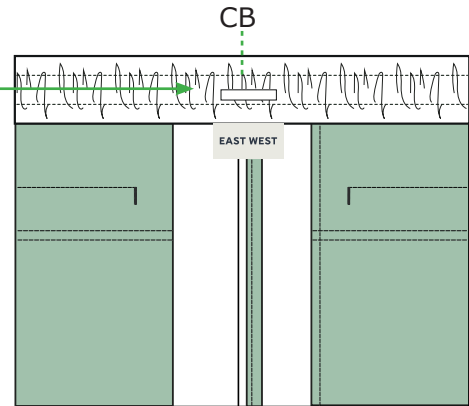


See program
For label reference

Place storytelling label
CB centered with main
label and waistband

Stitch all around label.
Col. match label colour

PLACEMENT - INSIDE:



2 STORYTELLING/FIT LABELS:



See program
For label reference

Place storytelling label
CB centered with main
label and waistband

Distance in between the
2 labels is 0,5 cm

Stitch all around label.
Col. match label colour

PLACEMENT - INSIDE:

