

 JUNK de LUXE	Date: 3.4.20 modifications:	Design: WAI	Style no: JDL-040
	Description: Tee packing instructions		Label instruction nr.: Model:

Folding instruction:

- Each garment folded as illustrated below with 2pcs of tissue paper.
- Garment should always be buttoned.
- Each garment packed in a polybag. Check separate instruction for polybags.
- Place 1 silica gel bag on top of the tissue paper.
- Garments packed in export cartons in ordered assortments or unassorted if requested.

How to fold the garment:

1. Place tissue paper as illustrated.

Size on tissue paper should be:
W: 24 cm, L: 33 cm



2. Fold both sleeves in



only fold bottom up if necessary

3. Fold body in half



4. Turn and place in suitable polybag. Make sure no tissue paper is visible.

Folded size:
W: 26 cm, L: 38 cm




Illustration only

 JUNK de LUXE	Date: 3.4.20 modifications:	Design: WAI	Style no: JDL-040
	Description: Tee packing instructions		Label instruction nr.: Model:

Carton instruction:



The size of the carton should fit the garments inside the carton.
 The carton may not be over packed and there must not be empty space inside the carton.

The garment placed in the carton as illustrated below. Every second garment packed conversely.

Check separate instruction for cartons for quality and further instructions.

Check separate section in the supplier manual for shipping marks.

**How to pack the garments:
 SINGLE ASSORTMENT**

Before closing the box, add a large piece of cardboard on top of the packed garments.

It is important that the cardboard piece is the same size as the box.