
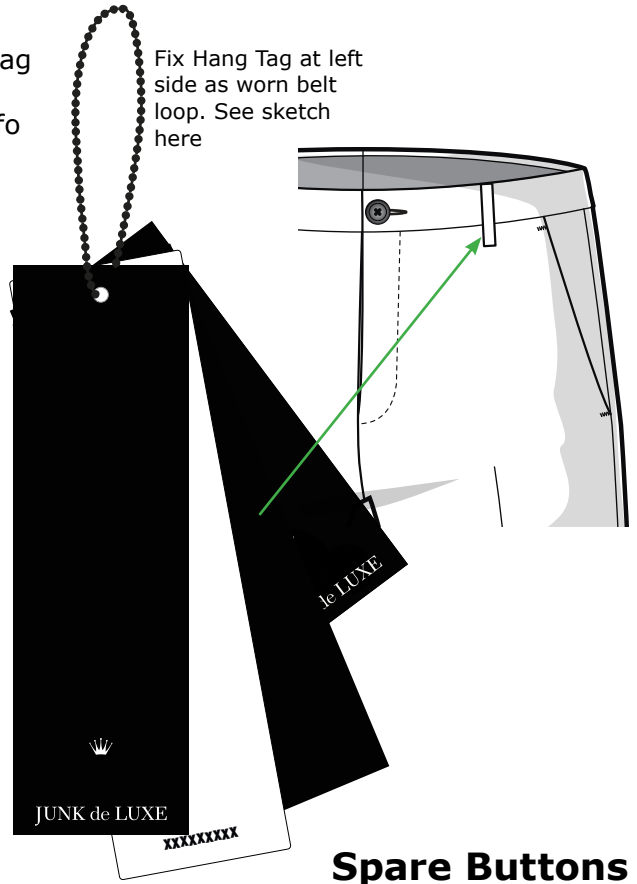




Label:  JUNK de LUXE	Description : SUITING PANTS	Date: 12/09/23 Modification date: 13 September 2023 10:52 am
	Label instruction no: JDL-0801	Design : WAI

Main hang tag

Hang tag
JDL-800

+ extra price hang tag JDL-801, if story telling hang tag is needed
+ Story telling hang tag (if any) - see tech pack for info




Spare Buttons (if requested)

Pls add button envelop to back of hang tag

Sticker

For Salesman Sample

For Bulk Production



Add at back side of last hang tag


Barcode placement (for production only)

Place price sticker at fixing points.

Follow instruction no. : 007 salesman sticker



STYLE NO.: XX-00000




COL: Charcoal

SIZE: 39/40


DKK	3000.00
SEK	3000.00
NOK	3000.00
EUR	350.00
GBP	350.00

Recommended retail price. Price may differ due to local VAT and economic conditions



Button Envelop
JDL-901

Sticker Placement: needs to be placed inside the marks on hang tags

Label:  JUNK de LUXE	Description : SUITING PANTS	Date: 12/09/23 Modification date: 13 September 2023 10:52 am
	Label instruction no: JDL-0801	Design : WAI

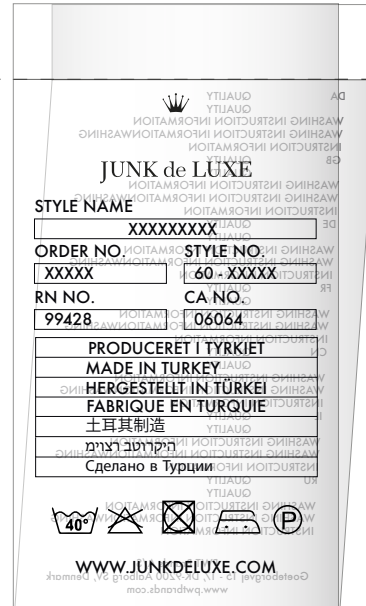

Labels Instructions

Size label + care label

Size label
JDL-920

Size label
JDL-921

Care label
JDL-930

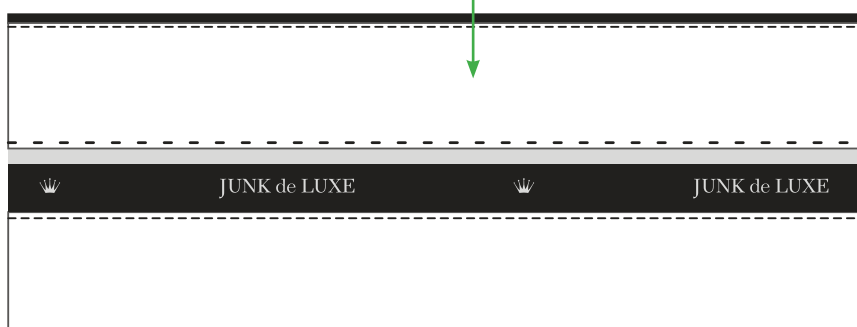


Please use the correct size label according to requested size range

*** no main label needed**

Logo wasitband lining
JDL-112

CF




Size label
Attach size label right next to care label (to the side closer to side seam)



10.5cm

Care label
Attach at left side at waistband lining bottom edge, 10.5cm from CF

Label:  JUNK de LUXE	Description : SUITING PANTS	Date: 12/09/23 Modification date: 13 September 2023 10:52 am
	Label instruction no: JDL-0801	Design : WAI

Labels Instructions

Fabric supplier/story telling label

See tech pack for label ref number

