





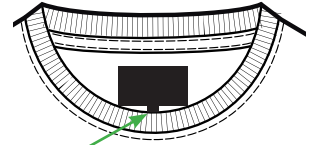
| | | |
|---|---|---|
| Label:  JUNK de LUXE | Description : TEES / SWEATS / KNITS | Date: 12/09/23 Modification date: 12 September 2023 4:56 pm |
| | Label instruction no: JDL-4005 | Design : WAI |

Main hang tag

Hang tag
JDL-800


+ extra price hang tag JDL-801, if story telling hang tag is needed
+ Story telling hang tag (if any) - see tech pack for info

Fix Hang Tag at size label.



Spare Buttons (If any)

Pls add button envelop to back of hang tag




Button Envelop
JDL-901

Sticker

For Salesman Sample

For Bulk Production



Add at back side of last hang tag

Barcode placement (for production only)

Place price sticker at fixing points.

Follow instruction no. : 007 salesman sticker



STYLE NO.: XX-00000




COL: Charcoal

SIZE: 39/40

| | |
|-----|---------|
| DKK | 3000.00 |
| SEK | 3000.00 |
| NOK | 3000.00 |
| EUR | 350.00 |
| GBP | 350.00 |

Recommended retail price. Price may differ due to local VAT and economic conditions

Sticker Placement: needs to be placed inside the marks on hang tags

| | | |
|--|---|---|
| Label:  JUNK de LUXE | Description : TEES / SWEATS / KNITS | Date: 12/09/23 Modification date: 12 September 2023 4:56 pm |
| | Label instruction no: JDL-4005 | Design : WAI |

Labels Instructions

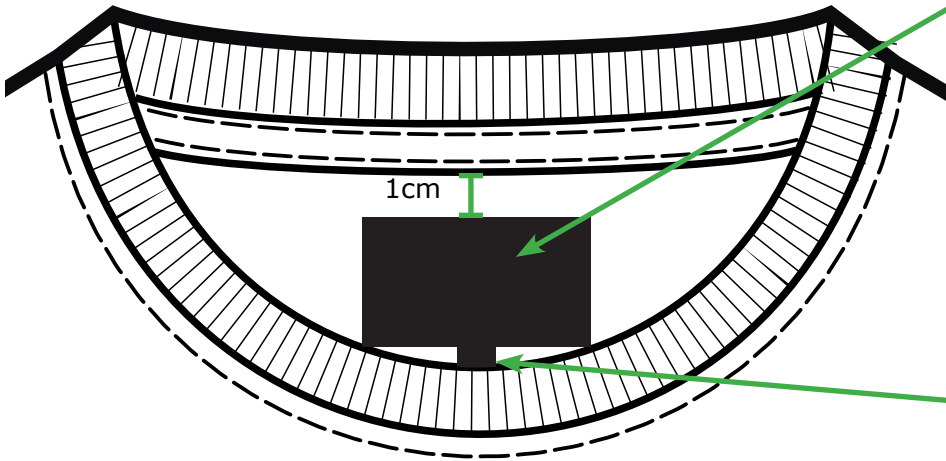
Main label + size label + extra label

Main label JDL-905

At CB, 2cm below back neck seam

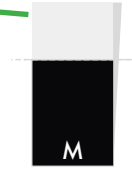
Placement:

Styles without story telling label



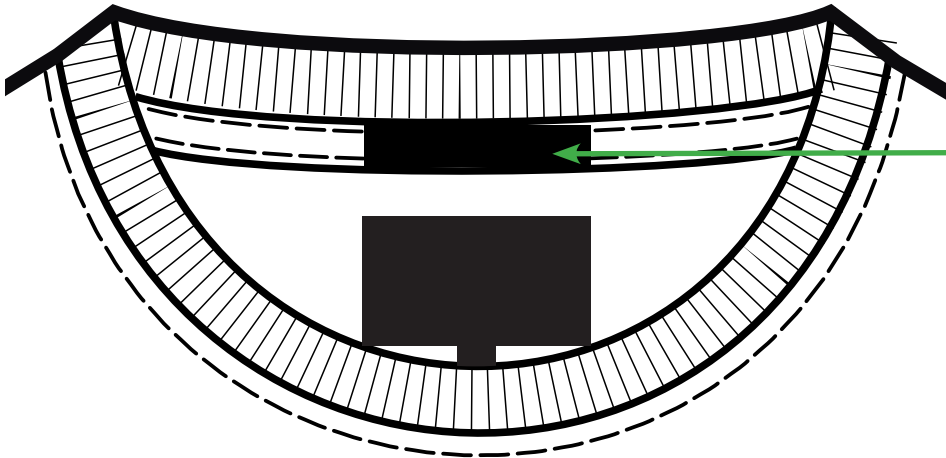
Size label JDL-920

At CB, attach at bottom edge of main label, centered



Placement:

Styles with story telling label



Story Telling Label: See tech pack for ref number


At CB neck binding, centered

No visible top stitching



Stitch story telling label from inside, no visible top stitching



| | | |
|---|---|---|
| Label:  JUNK de LUXE | Description : TEES / SWEATS / KNITS | Date: 12/09/23 Modification date: 12 September 2023 4:56 pm |
| | Label instruction no: JDL-4005 | Design : WAI |

Labels Instructions Care Label Placement

JDL-930

Left side as worn side seam

