


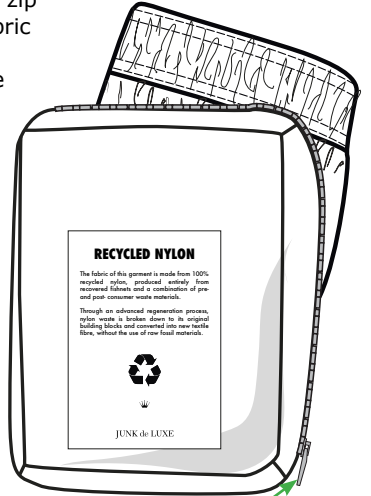



Label:  JUNK de LUXE	Description : SWIMSHORTS	Date: 12/09/23 Modification date: 13 September 2023 1:36 pm
	Label instruction no: JDL-5600	Design : WAI

Main hang tag

Hang tag
JDL-800

+ extra price hang tag + Story telling hang tag (if any)
+ Story telling hang tag (if any)
- see tech pack for info tags is needed

Fix Hang Tag at zip puller at the fabric bag.
See sketch here




Spare Buttons (if requested)

Pls add button envelop to back of hang tag

Sticker

For Salesman Sample

For Bulk Production



Add at back side of last hang tag

Barcode placement (for production only)

Place price sticker at fixing points.

Follow instruction no. : 007 salesman sticker



STYLE NO.: XX-00000




COL: Charcoal

SIZE: 39/40


DKK	3000.00
SEK	3000.00
NOK	3000.00
EUR	350.00
GBP	350.00

Recommended retail price. Price may differ due to local VAT and economic conditions



Button Envelop
JDL-901


Sticker Placement: needs to be placed inside the marks on hang tags

Label:  JUNK de LUXE	Description : SWIMSHORTS	Date: 12/09/23 Modification date: 13 September 2023 1:36 pm
	Label instruction no: JDL-5600	Design : WAI

Labels Instructions

Main label + size label + care label

Main label JDL-905



Size label
JDL-920

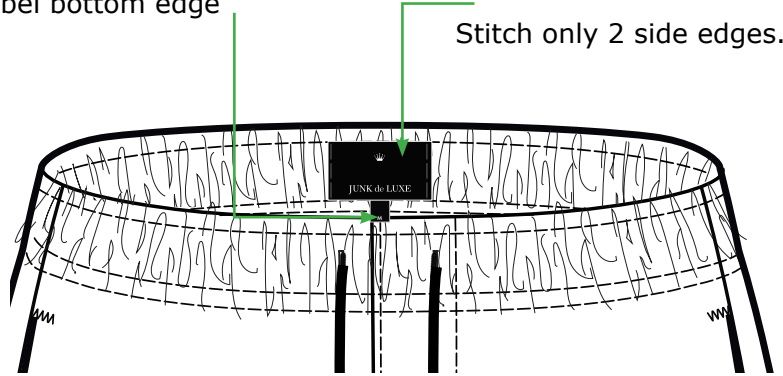
Size label:

Place at CB, at main label bottom edge

Main label:

Placed at CB.

Stitch only 2 side edges.



Care label JDL-930

Attach at left side as worn inside waistband bottom, 10.5cm from CF

Deliver swim shorts inside the body fabric packing bag, see Tech Pack for details

