


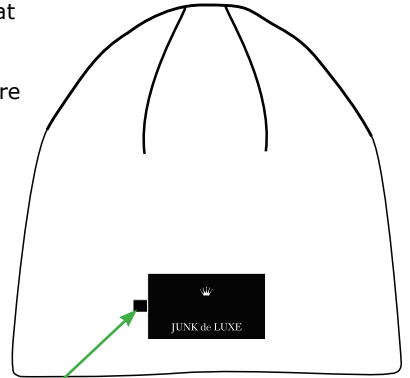
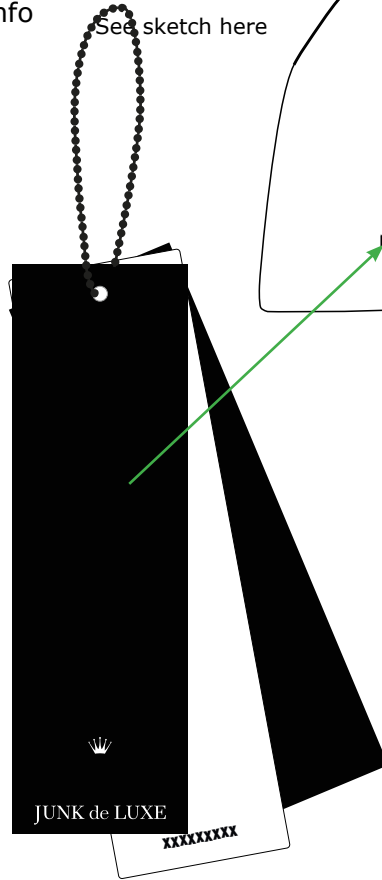



Label:  JUNK de LUXE	Description : BEANIE	Date: 13/09/23 Modification date: 13 September 2023 2:37 pm
	Label instruction no: JDL-9300	Design : WAI

Main hang tag

Hang tag
JDL-800

+ extra price hang tag JDL-801, if story telling hang tag is needed
 + Story telling hang tag (if any) - see tech pack for info


Fix Hang Tag at satin loop.
See sketch here



Sticker

For Salesman Sample

For Bulk Production



Add at back side of last hang tag

Barcode placement (for production only)

Place price sticker at fixing points.

Follow instruction no. : 007 salesman sticker



STYLE NO.: XX-00000




COL: Charcoal

SIZE: 39/40

DKK	3000.00
SEK	3000.00
NOK	3000.00
EUR	350.00
GBP	350.00

Recommended retail price. Price may differ due to local VAT and economic conditions

Sticker Placement: needs to be placed inside the marks on hang tags

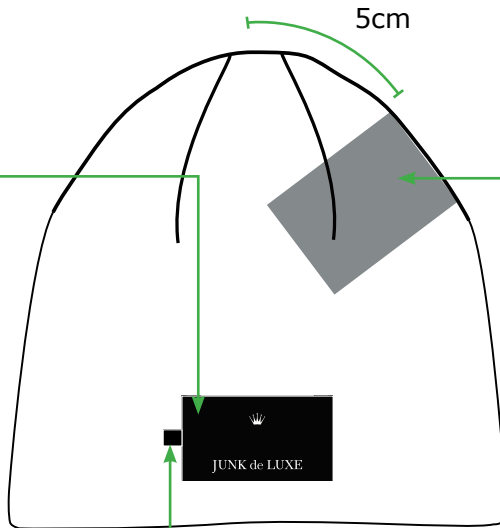
Label:  JUNK de LUXE	Description : BEANIE	Date: 13/09/23 Modification date: 13 September 2023 2:37 pm
	Label instruction no: JDL-9300	Design : WAI

Labels Instructions

Main label + care label


Main label JDL-905

At inside beanie, CB, 2cm above bottom edge opening (or folded edge opening)



JDL-930

At side dart, 5cm from top of beanie



Black satin loop for hang tag

Attach to side edge of main label, centered

