


<b>Label:</b>   <b>JUNK de LUXE</b>	<b>Description :</b> GLOVES	<b>Date:</b> 13/09/23 <b>Modification date:</b> 13 September 2023 2:50 pm
	<b>Label instruction no:</b> JDL-9302	<b>Design :</b> WAI

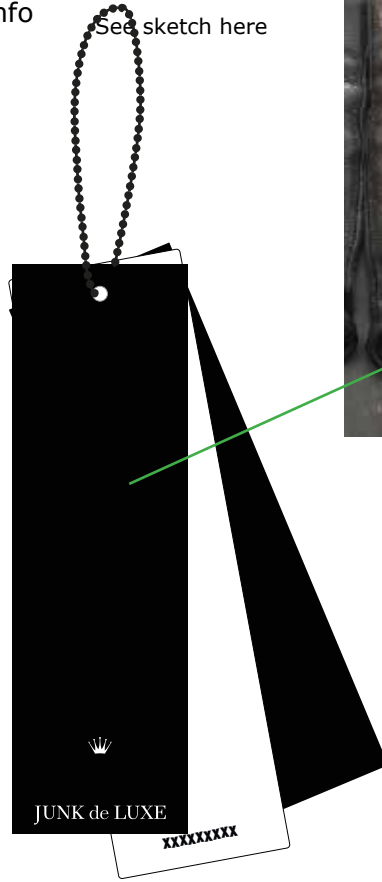


## Main hang tag

Hang tag  
JDL-800

+ extra price hang tag JDL-801, if story telling hang tag is needed

+ Story telling hang tag (if any) - see tech pack for info


Fix Hang Tag at size label.  
See sketch here



## Sticker

For Salesman Sample

For Bulk Production



Add at back side of last hang tag

Barcode placement (for production only)

Place price sticker at fixing points.

Follow instruction no. : 007 salesman sticker



STYLE NO.: XX-00000




COL: Charcoal

**SIZE: 39/40**

DKK	3000.00
SEK	3000.00
NOK	3000.00
EUR	350.00
GBP	350.00

Recommended retail price. Price may differ due to local VAT and economic conditions

Sticker Placement: needs to be placed inside the marks on hang tags

<b>Label:</b>   JUNK de LUXE	<b>Description :</b> GLOVES	<b>Date:</b> 13/09/23 <b>Modification date:</b> 13 September 2023 2:50 pm
	<b>Label instruction no:</b> JDL-9302	<b>Design :</b> WAI

## Labels Instructions

### Main label + care label

#### Main label JDL-909


Only at left hand glove  
 Back side hand bottom edge,  
 centered.

Trap label seam allowance inside  
 binding or seam at cuff/above rib.



#### Size label JDL-920

Attach size label  
 right next to care  
 label, at pinky  
 finger side



#### Care label JDL-930

Only at right hand  
 glove  
 Back side hand  
 bottom edge,  
 centered.

Trap label seam  
 allowance inside  
 binding or seam at  
 cuff/above rib.