

Label: JACK'S SPORTSWEAR INTL	Date: 17/12/2025 Modification date: 17 December 2025 1:34 pm	
Description: Label instruction for pajama pants	Labels instruc. No.: JSI-9100	Design: AKR

Technical sketch

Hangtag JSI-101



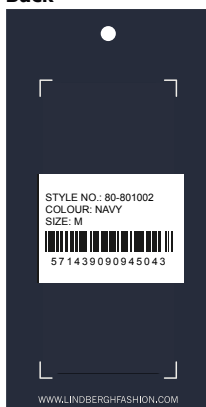
PLACEMENT: Hangtag fixed in size label



Hangtag LBA-900A+902A-BCI is to be attached in the size label with a knot.

STICKER for Salesmand sample

Follow instruction no. :
007 salesman sticker



Please place sticker on the backside of back hangtag within placement marks

Suppliermade sticker:

BARCODE for production



Barcode Placement (for production Only)
Place price Sticker at fixing Points.

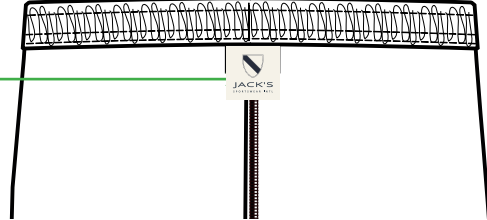
Suppliermade sticker:

Label: JACK'S SPORTSWEAR INTL	Date: 17/12/2025 Modification date: 17 December 2025 1:34 pm	
Description: Label instruction for pajama pants	Labels instruc. No.: JSI-9100	Design: AKR

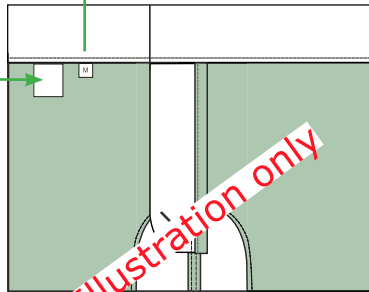
LABEL JSI-108



PLACEMENT - CB INSIDE:



Care label



Size label :
Please place 8 cm from
CF - left hand side.

Illustration only

Care label 051



Care label should be sewn in side seam

Illustration only

SIZE LABEL JSI-103



Label: JACK'S SPORTSWEAR INTL	Date: 17/12/2025 Modification date: 17 December 2025 1:34 pm	
Description: Label instruction for pajama pants	Labels instruc. No.: JSI-9100	Design: AKR

WAIST TAG: JSI-120



Placements:

Placement:
 Fixed to back waistband
 right handside.



Back side of shorts. Right
 side. 5 cm from CB.