



Label: LINDBERGH	Date: 14/09/2021 Modification date: 25 March 2025 2:45 pm	
Description: Label instruction for scarfs (with tessels/fringes on side edges)	Labels instruc. No.: LBA-0001	Design: WAI/TMA

Hangtag LBA-900A



Hangtag LBA-900A placement



Hangtag must be fixed through woven label



Label LBA-804



PLACED 5 CM FROM BOTTOM;
2.5cm FROM SIDE EDGE

Care label 009




Care label should be fixed at scarf. We need self adhesive.

Hangtag LBA-900A Sticker on backside. With style no. and colour.

STICKER for salesmand sample

Follow instruction no. :
007 salesman sticker



Please place sticker on the backside of hangtag within placement marks

Suppliermade sticker:

BARCODE for production



Barcode Placement (for production Only)
Place price Sticker at fixing Points.

Suppliermade sticker: