

<b>Label:</b> <b>LINDBERGH</b>	<b>Date:</b> 28/02/25 <b>Modification date:</b> 25 March 2025 10:32 am	
<b>Description:</b> Label instruction for Belts	<b>Labels instruc. No.:</b> LBA-9000	<b>Design:</b> TMA



### Hangtag LBA-900B

Technical Info	
<b>Main hangtag quality</b>	As Sample
<b>Colour</b>	Black
<b>Hangtag size</b>	H: 7 cm / W: 4 cm
<b>Hole size</b>	# 6
<b>String quality</b>	As Sample
<b>Colour</b>	Black
<b>String length</b>	Total length 16 cm
<b>Print quality and colour</b>	As LBA-900A for quality. Wind Chime 14-4002 TCX

Technical Info	
<b>Main hangtag quality</b>	As Sample
<b>Colour</b>	Black
<b>Hangtag size</b>	H: 8,5 cm / W: 3 cm
<b>Hole size</b>	# 6
<b>Print quality and colour</b>	As LBA-900A for quality. Wind Chime 14-4002 TCX


### Hangtag LBA-900C



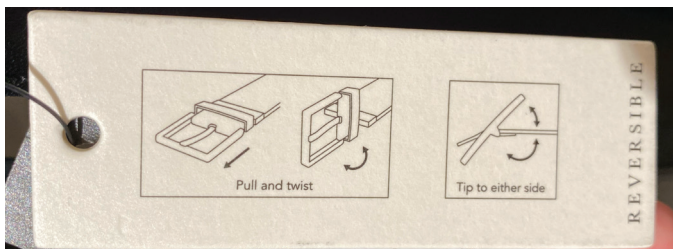
<b>Label:</b> <b>LINDBERGH</b>	<b>Date:</b> 28/02/25 <b>Modification date:</b> 25 March 2025 10:32 am	
<b>Description:</b> Label instruction for Belts	<b>Labels instruc. No.:</b> LBA-9000	<b>Design:</b> TMA

Technical Info	
<b>Main hangtag quality</b>	As Sample
<b>Colour</b>	Black
<b>Hangtag size</b>	H: 7 cm / W: 4 cm
<b>Hole size</b>	# 6
<b>String quality</b>	As Sample
<b>Colour</b>	Black
<b>String length</b>	Total length 16 cm
<b>Print quality and colour</b>	As LBA-900A for quality. Wind Chime 14-4002 TCX

### Hangtag LBA-900D



Insert drawings from supplier



<b>Label:</b> <b>LINDBERGH</b>	<b>Date:</b> 28/02/25 <b>Modification date:</b> 25 March 2025 10:32 am	
<b>Description:</b> Label instruction for Belts	<b>Labels instruc. No.:</b> LBA-9000	<b>Design:</b> TMA

## Technical sketch

### Hangtag placement:


For Belts without rivet Not Reversible  
Hangtag must be fixed through buckle  
Use Hangtag LBA-900B




For Belts without rivet Reversible  
Hangtag must be fixed through buckle  
Use Hangtag LBA-900B and Hangtag LBA-900D



For Belts with rivet Not Reversible  
Hangtag must be fixed between rivet and leather  
Use Hangtag LBA-900C



For Belts with rivet Reversible  
Hangtag LBA-900C must be fixed between rivet and leather, and Hangtag LBA-900D must be fixed through buckle



Front



Back

<b>Label:</b> <b>LINDBERGH</b>	<b>Date:</b> 28/02/25 <b>Modification date:</b> 25 March 2025 10:32 am
<b>Description:</b> Label instruction for Belts	<b>Labels instruc. No.:</b> LBA-9000
	<b>Design:</b> TMA

## Technical sketch

### BARCODE for production



Barcode  
Placement  
(for production  
Only)  
Place price  
Sticker at fixing  
Points.

### Layout instruction:

Sticker	
Quality	Light-adhesive white paper
Colour	Optical white
Size	W: 5,5cm / H: 2,8cm
Placement	See label/hangtag instruction
Artwork + text	
Quality	Print
Colour	Jet black
Text font	Arial regular
Size	See sketch
Supplier	Suppliermade



Note:

Barcode  
size



<b>Label:</b> <b>LINDBERGH</b>	<b>Date:</b> 28/02/25 <b>Modification date:</b> 25 March 2025 10:32 am	
<b>Description:</b> Label instruction for Belts	<b>Labels instruc. No.:</b> LBA-9000	<b>Design:</b> TMA

# Sample ref.

## Hangtag quality ref.



## String and closing on string quality ref.

