

Label: LINDBERGH	Date: 07/08/23 Modification date: 24 March 2025 11:30 am	Style no:
Description: Socks 2 pcs.	Labels instructions no. LBA-9119 - 2-PK WOOL	Design: AKR/TMA

SOCK TAG - LBA-914

Scale text propotional

Matt printed coating

Placement



Find correct RN and CA number in supplier manual under packing and labeling → special orders. Please center text, when correct number is added.

Quality: As sample

Thickness : as LBH-B-905

FONT :

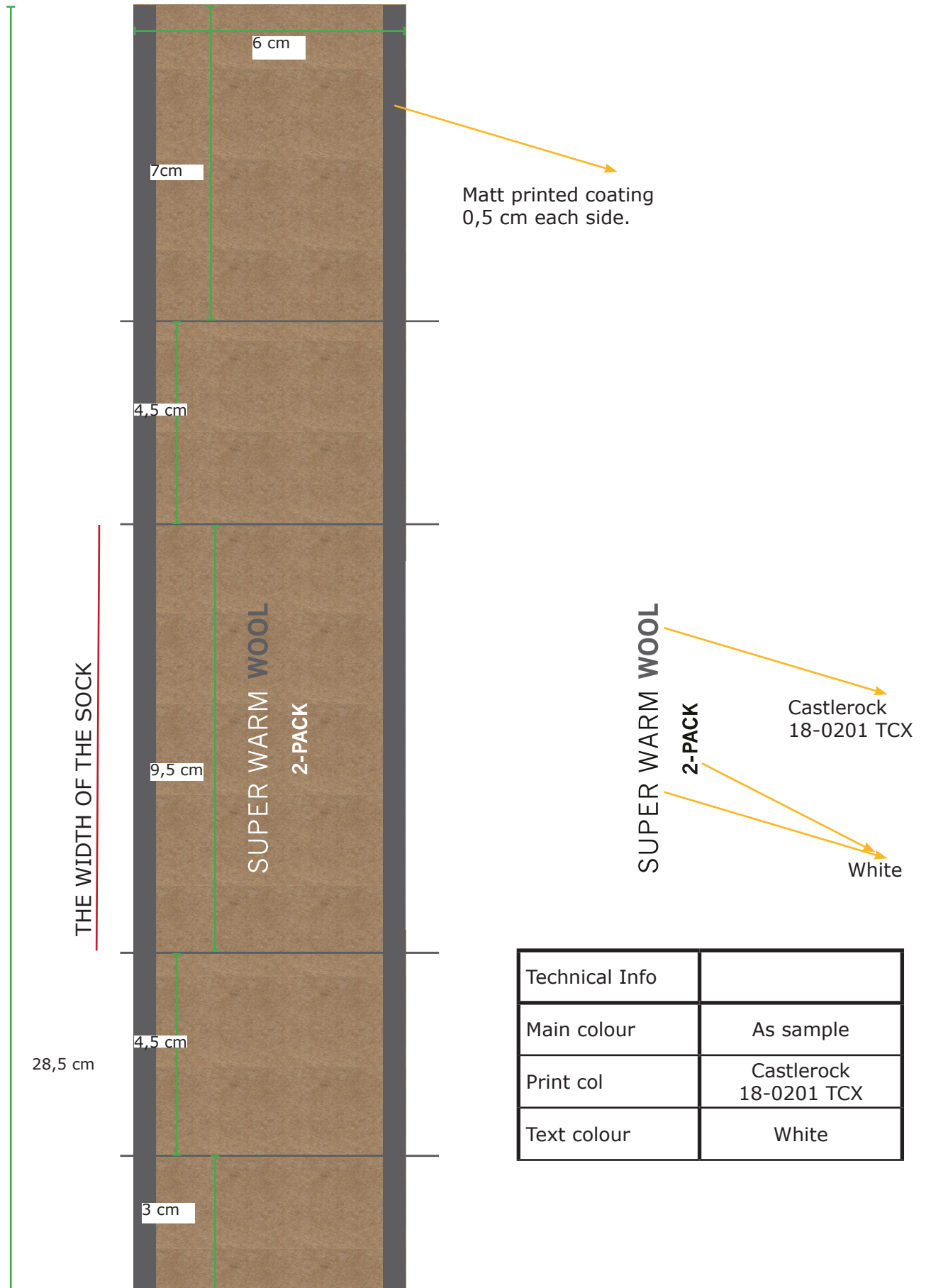
LINDBERGH : AS sketch

TEXT : New Gothic MT

Technical Info	
Main colour	As sample
Print col	Castlerock 18-0201 TCX
Text colour	White
Hook colour	Jet Black
Hook quality	Plastic



Label: LINDBERGH	Date: 07/08/23 Modification date: 24 March 2025 11:30 am	Style no:
Description: Socks 2 pcs.	Labels instructions no. LBA-9119 - 2-PK WOOL	Design: AKR/TMA



Technical Info	
Main colour	As sample
Print col	Castlerock 18-0201 TCX
Text colour	White

Label: LINDBERGH	Date: 07/08/23 Modification date: 24 March 2025 11:30 am	Style no:
Description: Socks 2 pcs.	Labels instructions no. LBA-9119 - 2-PK WOOL	Design: AKR/TMA

Scale text propotional and use col. as requested

SIZE 40-47
WOOL

LINDBERGH

LINDBERGH


WOOL

THESE SOCKS COMBINES THE NATURAL PROPERTIES AND BENEFITS OF **WOOL** FIBERS:

- **EXTRA WARMTH** – KEEPING YOUR FEETH WARM IN COLD WEATHER
- **MOISTURE-WICKING** – KEEPING YOUR FEET DRY
- **BREATHABILITY** – REDUCING THE RISK OF SWEAT AND ODORS
- **DURABILITY** – CAN WITHSTAND REGULAR USE AND RESIST WEAR AND TEAR.

50 % Wool, 25 % Acrylic,
23% Polyester, 2% Elastane

DESIGNED IN DENMARK
MADE IN TURKEY
RN no. XXXX /CA no. XXXX




Always fold socks as directed. Heels turning left and leg in front,- Foot at back.



Label: LINDBERGH	Date: 07/08/23 Modification date: 24 March 2025 11:30 am		Style no:
Description: Socks 2 pcs.	Labels instructions no. LBA-9119 - 2-PK WOOL		Design: AKR/TMA

STICKER for salesmand sample

BARCODE for production



Follow instruction no. :
007 salesman sticker



Barcode Placement
(for production Only)
Place price Sticker at fixing Points.

Oekotex print logo:



Placement : left side of barcode.
Align with barcode bottom.
- As sketch

Oeko-tex logo color ref:

Label Design Guideline Colour Values			
	OEKO-TEX® Green	Black	White
PRINT			
Pantone U	Green U	Black U	-
Pantone C	Green C	Black C	-
CMYK	c84 m0 y17 k0	c0 m0 y0 k98	c0 m0 y0 k0
RAL DESIGN	50 80 45	000 30 00	000 90 00
DIGITAL			
RGB	r0 g84 b55	r0 g0 b0	r255 g255 b255
HEX	#00804C	#000000	#FFFFFF



FSC print logo:

Placement :



0,8 cm between



FSC logo color ref:

PANTONE
GREEN 626C
WHITE

**IMPORTANT TO USE CORRECT SUPPLIER FSC NUMBER
ACCORDING TO PAPER**