


Label: LINDBERGH	Description : LINDBERGH BLUE - OVERSHIRT	Date: 21/02/23 Modification date: 20 June 2025 11:51 am
	Label instruction no: LBB-3201	Design : WAI

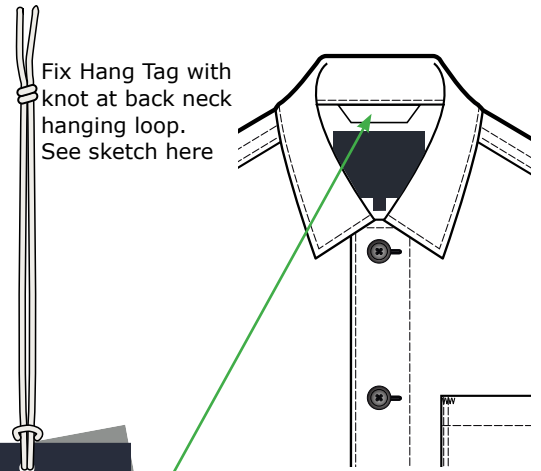
Main hang tag

Hang tag
LBB-999


Front



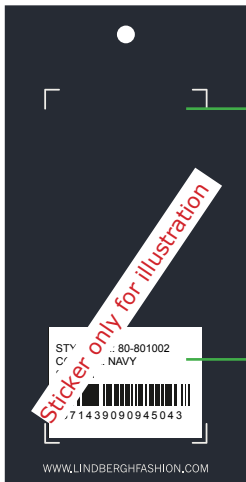
+ Story telling hang tag
(if any)
- see tech pack for info



Fix Hang Tag with knot at back neck hanging loop. See sketch here



STICKER for Salesman Sample



Add at back side of last hang tag

Follow instruction no. : 007 salesman sticker

Spare Buttons

To be sewn at care label

BARCODE for Production



Add at back side of last hang tag

Barcode placement (for production only)
Place price sticker at fixing points.

STYLE NO.: XX-00000



COL: Charcoal

SIZE: M

DKK	3000.00
SEK	3000.00
NOK	3000.00
EUR	350.00
GBP	350.00

Recommended retail price.
Price may differ due to local VAT and economic conditions

Label: LINDBERGH	Description : LINDBERGH BLUE - OVERSHIRT	Date: 21/02/23 Modification date: 20 June 2025 11:51 am
	Label instruction no: LBB-3201	Design : WAI

Labels Instructions

Main label + size label + extra label

Main label
LBB-804

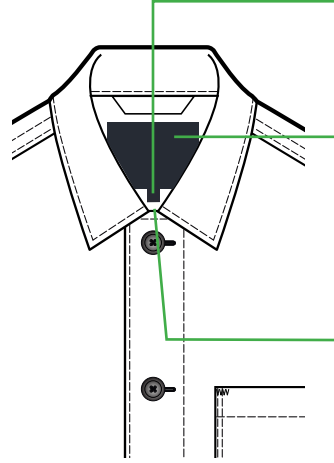
Unless mentioned otherwise
in tech pack



Size label
LBB-820



Placement:



Size label:

Place at CB, at main label bottom edge

Main label:

Placed 2.5cm below neck seam at CB.

Stitch only 2 side edges.

Story telling label:

place 1.8cm below main label.

Stitch only 2 side edges.

Unless mentioned otherwise in tech pack

Story telling labels

See tech pack for label ref number