


<b>Label:</b>  <b>LINDBERGH</b>	<b>Description :</b> LINDBERGH BLUE - TEES	<b>Date:</b> 21/02/23 <b>Modification date:</b> 20 June 2025 12:33 pm
	<b>Label instruction no:</b> LBB-4004	<b>Design :</b> WAI

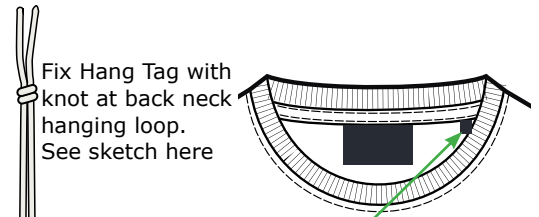
## Main hang tag

Hang tag  
LBB-999


Front



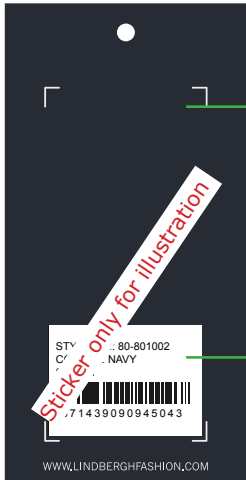
+ Story telling hang tag  
(if any)  
- see tech pack for info



Fix Hang Tag with  
knot at back neck  
hanging loop.  
See sketch here



STICKER for Salesman Sample



Add at back side of  
last hang tag

Follow instruction no. :  
007 salesman sticker

## Spare Buttons (If any)

To be sewn at care label


BARCODE for Production



Add at back side of  
last hang tag

Barcode placement  
(for production only)  
Place price sticker at  
fixing points.

STYLE NO.: XX-00000



COL: Charcoal

**SIZE: M**

DKK	3000.00
SEK	3000.00
NOK	3000.00
EUR	350.00
GBP	350.00

Recommended retail price.  
Price may differ due to local VAT  
and economic conditions

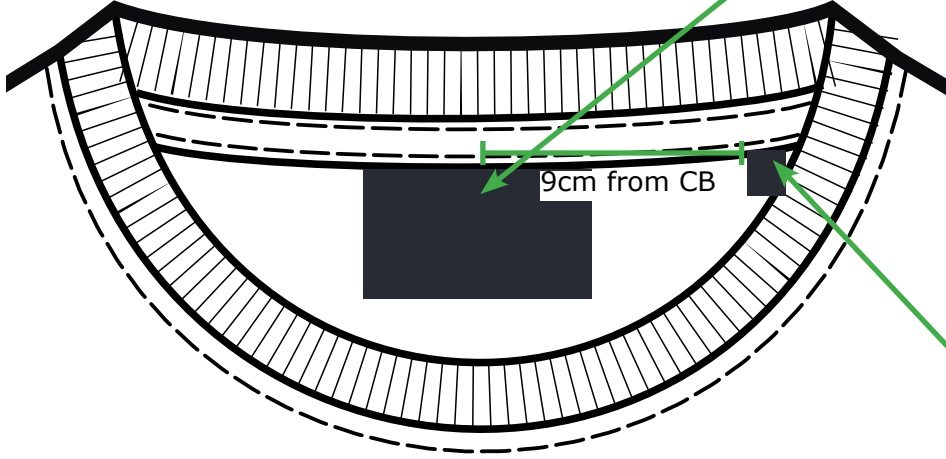
<b>Label:</b>  <b>LINDBERGH</b>	<b>Description :</b> LINDBERGH BLUE - TEES	<b>Date:</b> 21/02/23 <b>Modification date:</b> 20 June 2025 12:33 pm
	<b>Label instruction no:</b> LBB-4004	<b>Design :</b> WAI

**Labels Instructions**

**Main label + size label + extra label**

**Placement:**

**Styles without story telling label**



**Main label  
LBB-809**

At CB, trap seam allowance into the back neck binding



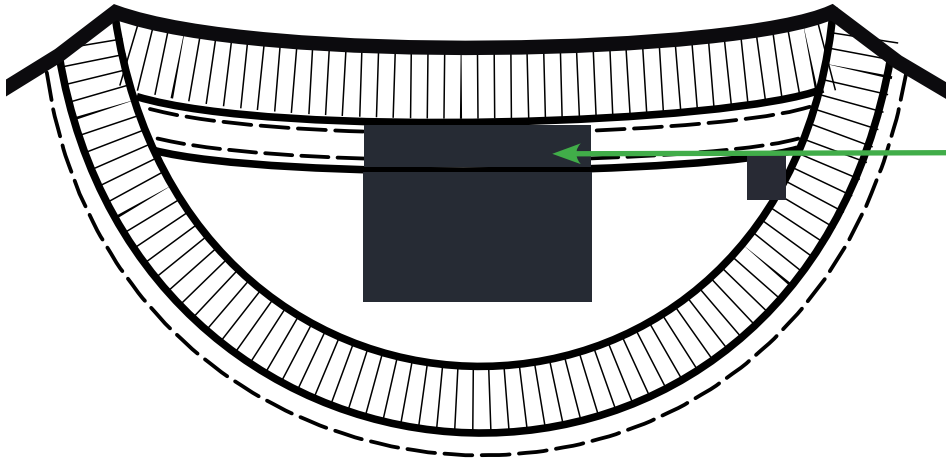
**Size label  
LBB-820**

Attach at back neck seam bottom edge or neck binding bottom edge, 9cm from CB



**Placement:**

**Styles with story telling label**



**Story Telling Label:  
See tech pack for ref number**

At CB neck binding, right above main label, centered

No visible top stitching



**Stitch story telling label from inside, no visible top stitching**

