


Label: LINDBERGH	Description : LINDBERGH BLUE - FINE KNIT	Date: 09/03/23 Modification date: 20 June 2025 12:35 pm
	Label instruction no: LBB-8101	Design : WAI

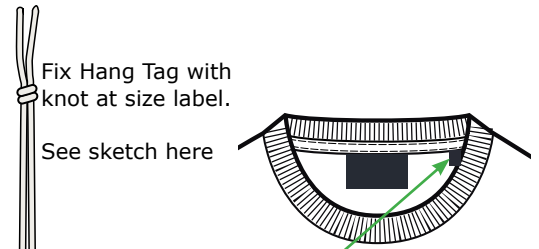
Main hang tag

Hang tag
LBB-999

Front




+ Story telling hang tag
(if any)
- see tech pack for info

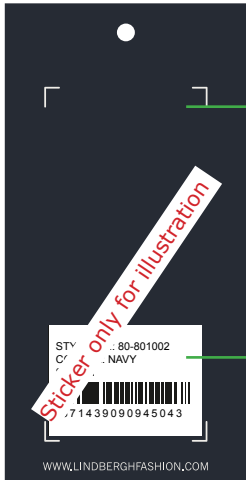


Fix Hang Tag with knot at size label.

See sketch here



STICKER for Salesman Sample



Add at back side of last hang tag

Follow instruction no. : 007 salesman sticker

Spare Buttons (If any)

To be sewn at care label

BARCODE for Production



Add at back side of last hang tag

Barcode placement (for production only)
Place price sticker at fixing points.

STYLE NO.: XX-00000



COL: Charcoal

SIZE: M

DKK	3000.00
SEK	3000.00
NOK	3000.00
EUR	350.00
GBP	350.00

Recommended retail price.
Price may differ due to local VAT and economic conditions

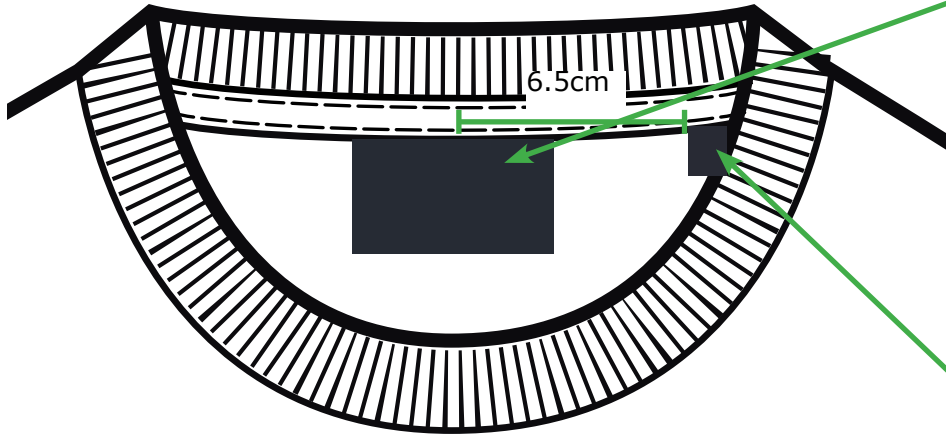
Label: LINDBERGH	Description : LINDBERGH BLUE - FINE KNIT	Date: 09/03/23 Modification date: 20 June 2025 12:35 pm
	Label instruction no: LBB-8101	Design : WAI

Labels Instructions

Main label + size label + extra label

Placement:

Styles without story telling label



Main label

LBB-805

At CB, at back neck seam bottom edge or neck tape bottom edge



Size label

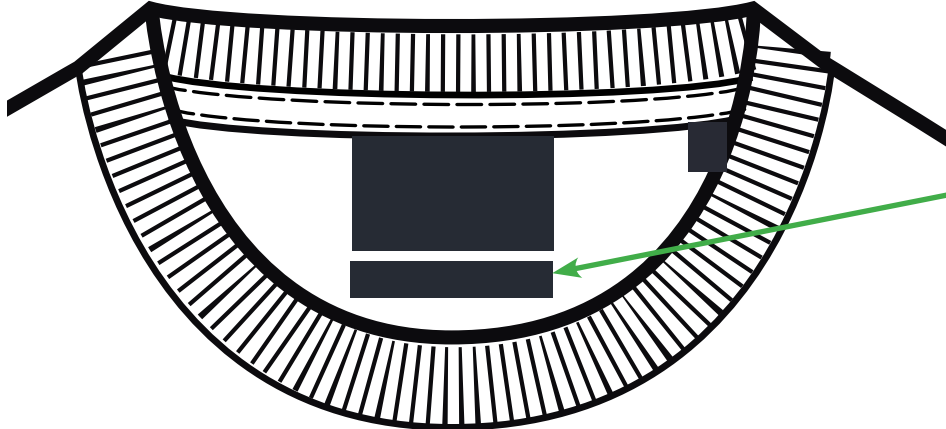
LBB-820

Attach at back neck seam bottom edge or neck tape bottom edge, 6.5cm from CB



Placement:

Styles with story telling label



Story Telling Label:

See tech pack for ref number

At CB, place 1 cm below main label, centered

Only stitch 2 side edges

