


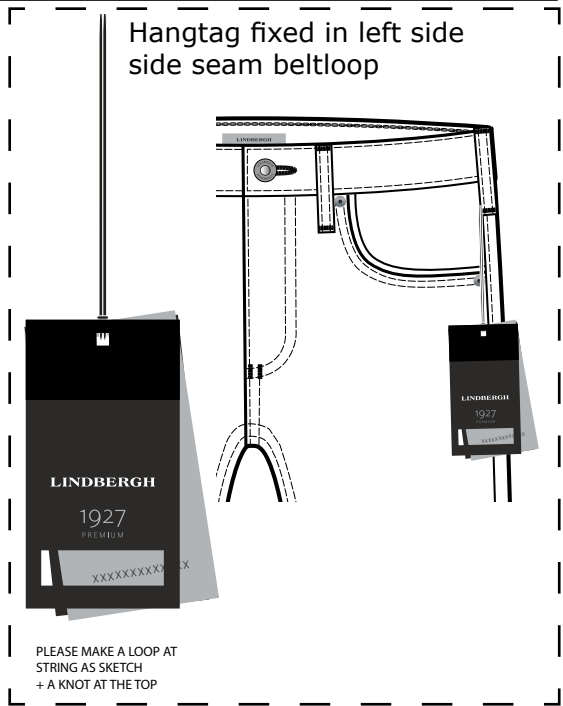
Label: LINDBERGH BLACK	Date: 30/09/2024: revised: 6 January 2026 5:23 pm	Design: WAI
Description: 1927: 5-Pocket Pants	Labels instructions no.	LBH-B-0700

HANGTAG instruction:

LBH-B-999 HANGTAG + storytelling hangtag




See style sketch
For hangtag number



STICKER for salesman sample

Back side :




Sticker hangtag

Follow instruction no. :
007 salesman sticker

BARCODE for production

Back side :



Sticker hangtag

Barcode placement
(for production only)
Place price sticker at
fixing points.

STYLE NO.: XX-00000

COL: Charcoal

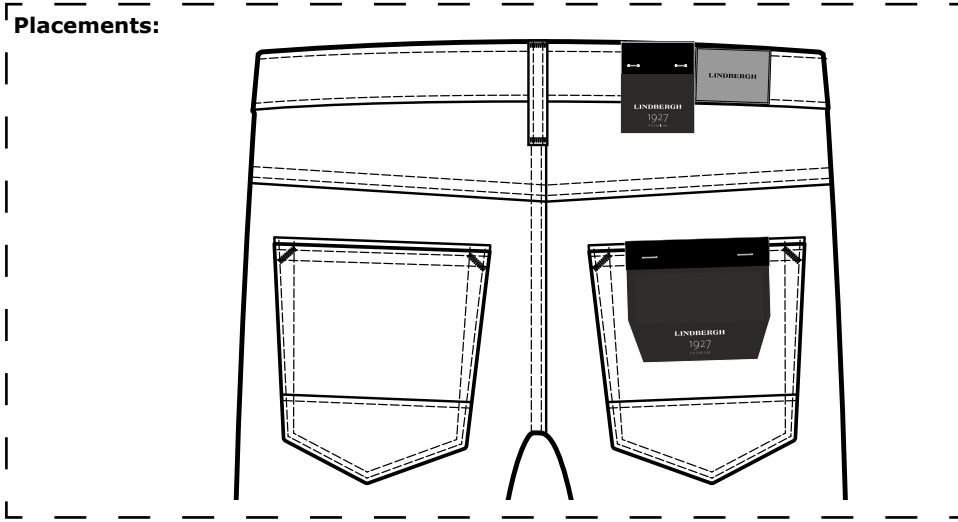
SIZE: 50

DKK	3000.00
SEK	3000.00
NOK	3000.00
EUR	350.00
GBP	350.00

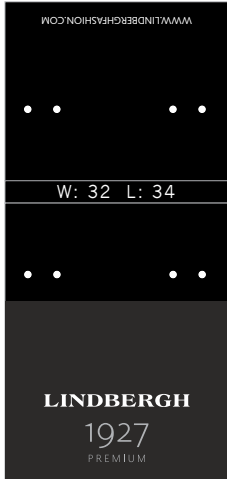
Recommended retail price.
Price may differ due to local VAT
and economic conditions

Label: LINDBERGH BLACK	Date: 30/09/2024: revised: 6 January 2026 5:23 pm	Design: WAI
Description: 1927: 5-Pocket Pants	Labels instructions no.	LBH-B-0700

Placements:



Waist tag



Place waist tag at right side as worn waistband at left side of waist badge

See style sketch
For waist tag number

Please attach with sewing thread, not plastic strips

Thread color:
14-4202TCX Harbor Mist


Waist badge



Place at right side as worn waistband, 11cm from CB

See style sketch
For which color to use

Pocket tag



Place pocket tag at right side as worn back pocket top edge, centered to pocket opening

See style sketch
For pocket tag number

Please attach with sewing thread, not plastic strips

Thread color:
14-4202TCX Harbor Mist

Label: LINDBERGH BLACK	Date: 30/09/2024: revised: 6 January 2026 5:23 pm	Design: WAI
Description: 1927: 5-Pocket Pants	Labels instructions no.	LBH-B-0700

LABELS to use:

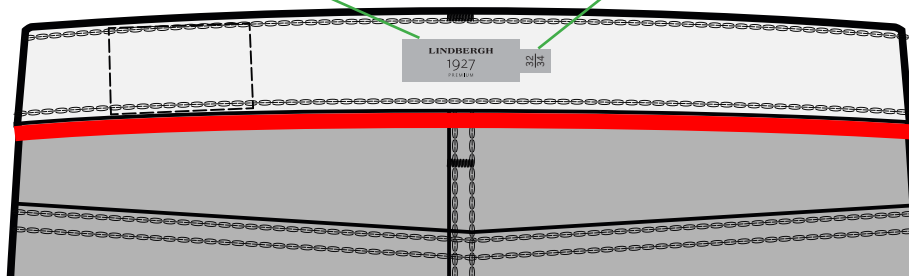
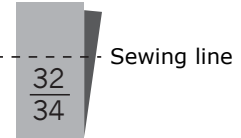
MAIN LABEL LBH-B-873

Attach at inside CB waistband



SIZE LABEL LBH-B-813

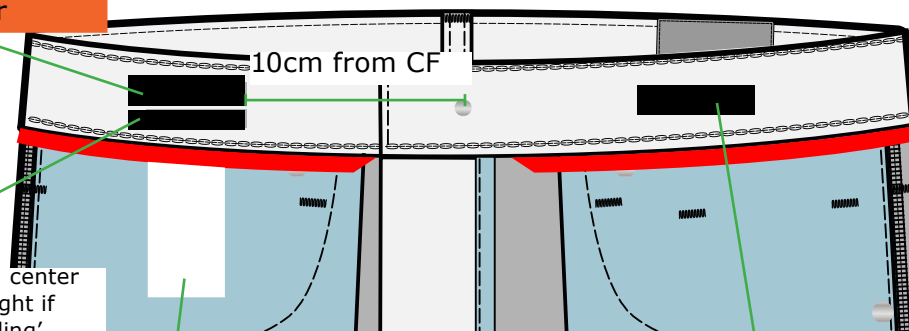
Attach to right side of main label side edge



Inside back panel

STORY TELLING LABEL (IF ANY)

See style sketch
For label number



FIT LABEL

place 10cm from CF; center to the waistband height if there is no 'story telling' label, or else place 0.3cm below 'story telling' label

Inside front panel

See style sketch
For label number

FABRIC SUPPLIER LABEL (IF ANY)

place 10cm from CF, center to waistband height

See style sketch
For label number

Care label:
place at waistband bottom,
center to the fit label