



Label: LINDBERGH BLACK	Date: 22/03/18: revised: 9 January 2026 11:25 am	Design: WAI
Description: Dress pants	Labels instructions no.	LBH-B-0806

HANG TAG instruction:

For styles with story telling hang tags

HANGTAG LBH-B-926 + storytelling hangtag



Sticker hangtag



See style sketch
For hangtag number


Hangtag placement



Hangtag must be fixed to left side as worn belt loop

For styles with NO story telling hang tags

HANGTAG LBH-B-925



Sticker hangtag

STICKER for salesman sample

Back side :



Sticker hangtag

Follow instruction no. :
007 salesman sticker

BARCODE for production

Back side :



Sticker hangtag

Barcode placement
(for production only)
Place price sticker at
fixing points.

STYLE NO.: XX-00000	
COL: Charcoal	
SIZE: 50	
DKK	3000.00
SEK	3000.00
NOK	3000.00
EUR	350.00
GBP	350.00
Recommended retail price. Price may differ due to local VAT and economic conditions	

Label: LINDBERGH BLACK	Date: 22/03/18: revised: 9 January 2026 11:25 am	Design: WAI
Description: Dress pants	Labels instructions no.	LBH-B-0806


LABELS to use:

MAIN LABEL LBH-B-836

Stitch all around label



SIZE LABEL LBH-B-852



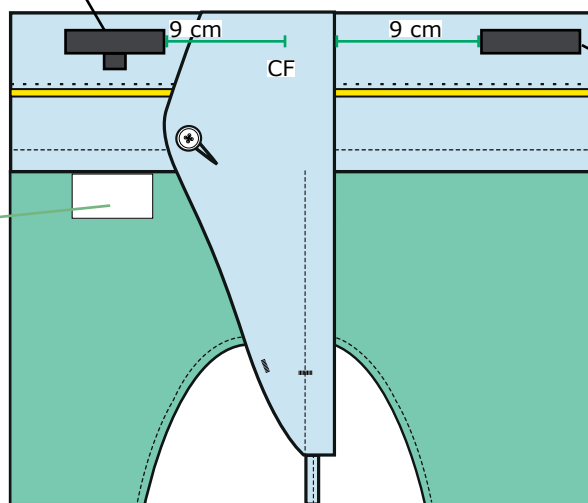
1 cm
Sewing line
1 cm

Please place below
main label.
Center
Stitch w black

PLACEMENT :



Carelabel to be placed under
waistband.

Center placed below main label



Fabric/quality
supplier label
(if any)

BUTTONBAG LBH-B-959



Buttonbag must be placed
between the two layers
of the main hangtag, in
front of sticker hang tag