



Label: LINDBERGH BLACK	Date: 12/01/18: Modification Date: 6 January 2026 5:59 pm	Design: WAI
Description: SHIRT + storytelling hangtag + label	Labels instructions no.	LBH-B-2801

HANGTAG instruction:

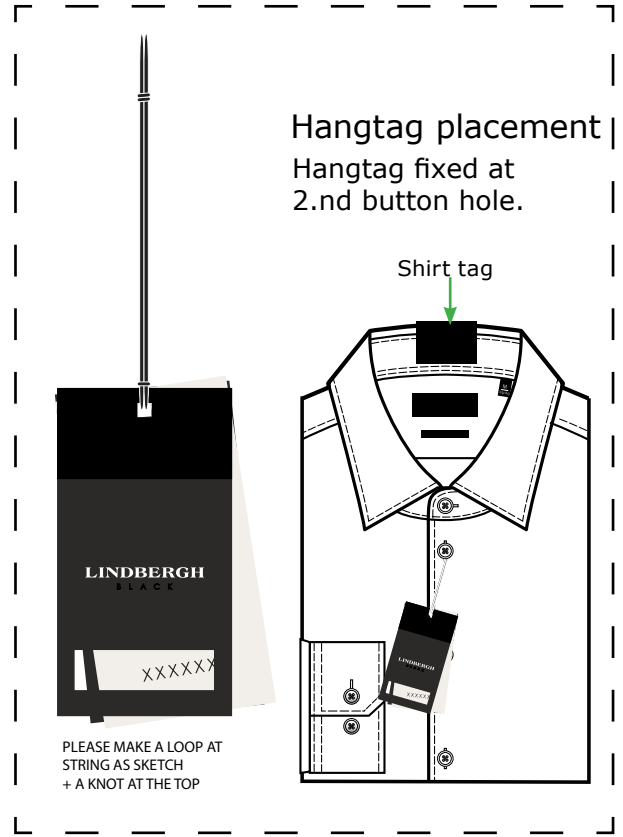
LBH-B-926 HANGTAG + storytelling hangtag



Sticker hangtag



See style sketch
For hangtag number




Hangtag placement
Hangtag fixed at
2.nd button hole.

Shirt tag

SPARE BUTTONS
To be sewn at care label

STICKER for salesman sample

Back side:



Sticker hangtag

Follow instruction no. :
007 salesman sticker

BARCODE for production

Back side:



Sticker hangtag

Barcode placement
(for production only)
Place price sticker at
fixing points.

STYLE NO.: XX-00000

COL: Charcoal

SIZE: 39/40

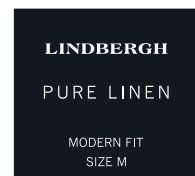
DKK	3000.00
SEK	3000.00
NOK	3000.00
EUR	350.00
GBP	350.00

Recommended retail price.
Price may differ due to local VAT
and economic conditions


SHIRT TAG

Please change according to Linen
fabric composition

LBH-B-919 - for styles in Pure Linen



Front




Back

LBH-B-919A -for styles in Linen Blend



Front



Back

Placement: CB at collar

Label: LINDBERGH B L A C K	Date: 12/01/18: Modification Date: 6 January 2026 5:59 pm	Design: WAI
Description: SHIRT + storytelling hangtag + label	Labels instructions no.	LBH-B-2801

LABELS instruction:

Main Label
LBH-B-832



1cm

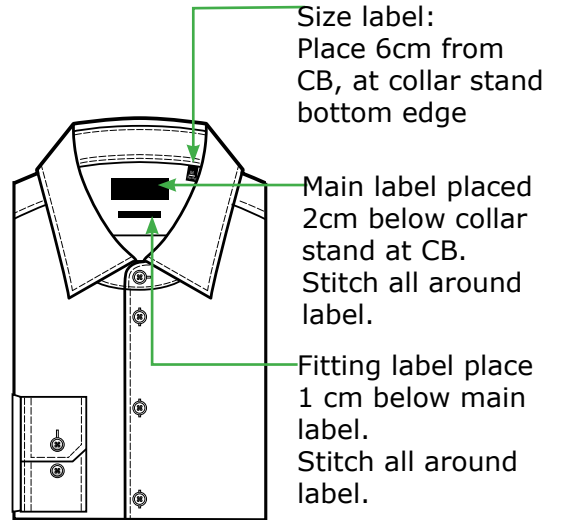


FITTING LABEL

See style sketch
For label number

Size label
LBH-B-803

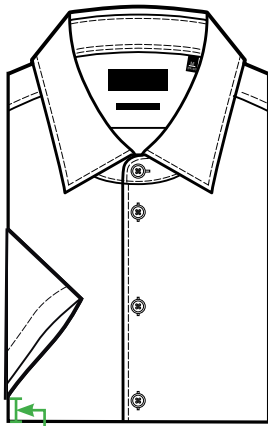
1cm
Sewing line
1cm



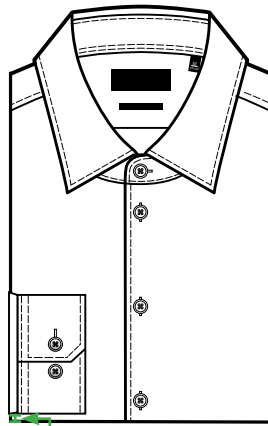
Folding & packing instruction :

SHORT SLEEVE

LONG SLEEVE



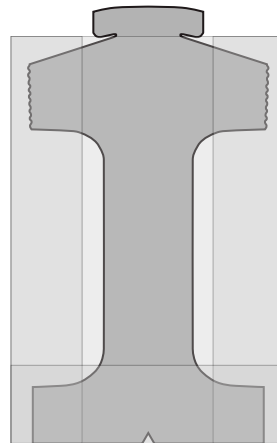
4cm from bottom



1cm from bottom

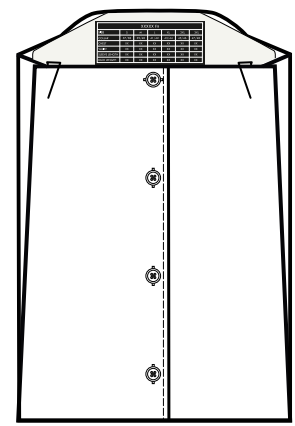
FOLDED & PACKED

21cm(W) x 36cm(H)
Each garment packed in polybag with
size and sticker.

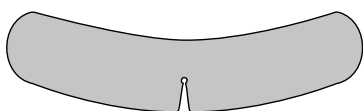


7 layers of tissue paper.

30cm(W) X 48cm(H)
Only top layer of tissue
paper is with logo print

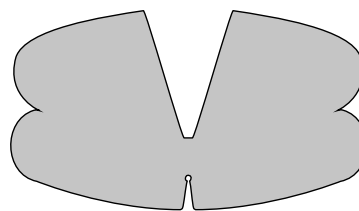


Please use clips to fix
the shirt



Single butterfly to fix collar.

Each garment packed with
transparent plastic butterfly
underneath collar



Double butterfly to fix button down collar

Each garment packed with transparent
plastic butterfly underneath collar



Transparent plastic
collar stand

Label: LINDBERGH B L A C K	Date: 12/01/18: Modification Date: 6 January 2026 5:59 pm	Design: WAI
Description: SHIRT + storytelling hangtag + label	Labels instructions no.	LBH-B-2801


UPPER Tissue Paper

Size: **30X48cm**

Tissue paper: White/Transparent

Print col: White

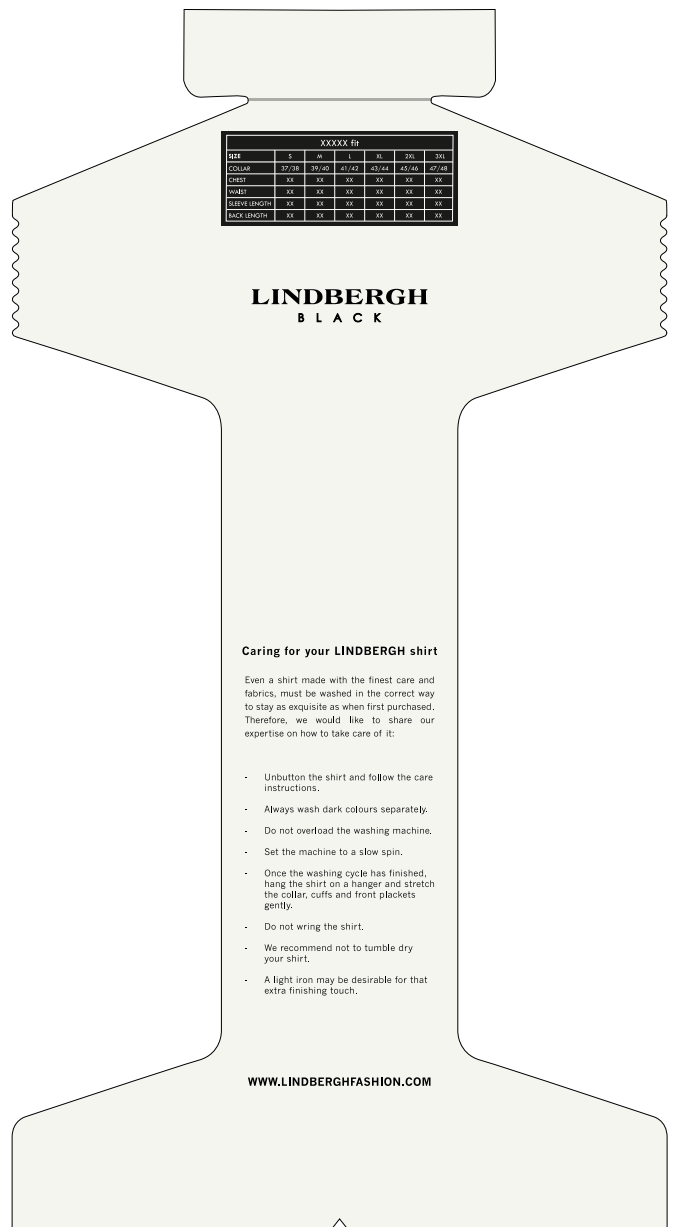
see tissue paper artwork details in
supplier manual



Label: LINDBERGH B L A C K	Date: 12/01/18: Modification Date: 6 January 2026 5:59 pm	Design: WAI
Description: SHIRT + storytelling hangtag + label	Labels instructions no.	LBH-B-2801

LBH-B-954 Cardboard:

See cardboard measurements and details in LBH-B-954 TP



Cardboard color (both sides):

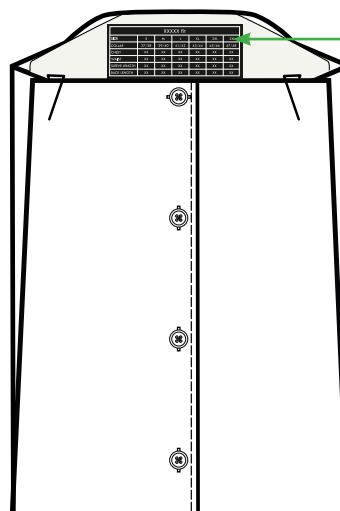
Brilliant White
11-4001 TCX

Info Sticker for cardboard :

Always check measurement for correct measure

XXXXX fit						
SIZE	S	M	L	XL	2XL	3XL
COLLAR	37/38	39/40	41/42	43/44	45/46	47/48
CHEST	XX	XX	XX	XX	XX	XX
WAIST	XX	XX	XX	XX	XX	XX
SLEEVE LENGTH	XX	XX	XX	XX	XX	XX
BACK LENGTH	XX	XX	XX	XX	XX	XX

Only for illustration, follow measurement chart + TP info



Place sticker
1,5cm below
Foldline

Sticker info:

Size:	W:7,5cm; H: 3 cm
Font:	Tw Cen MT
Placement:	1,5cm below foldline
Print color	Brilliant White 11-4001 TCX
Sticker color	Jet Black