


<b>Label:</b> <b>LINDBERGH</b> B L A C K	<b>Date:</b> 30/09/2024: <b>Modification Date:</b> 6 January 2026 6:06 pm.	<b>Design:</b> WAI
<b>Description:</b> SHIRT + storytelling hangtag + label	<b>Labels instructions no.</b>	<b>LBH-B-2804</b>

## HANGTAG instruction:

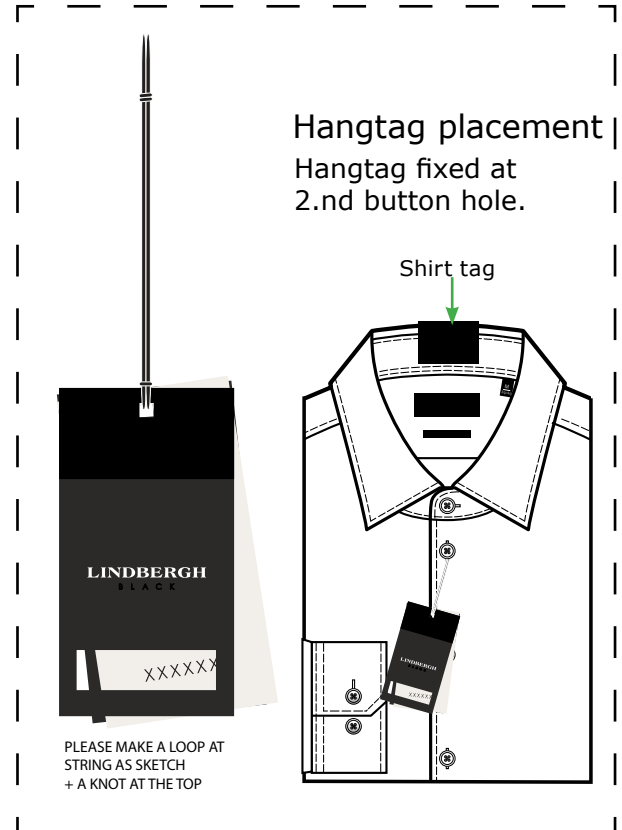
LBH-B-926 HANGTAG + storytelling hangtag



Sticker hangtag



See sketch for hangtag at last page



## SPARE BUTTONS

To be sewn at care label

## STICKER for salesman sample

Back side:



Sticker hangtag

Follow instruction no. : 007 salesman sticker

## SHIRT TAG

Please change according to FIT

**LBH-B-918 -for Slim fit styles**



Front

Back

**LBH-B-918R -for Relaxed fit styles**




Front

Back

Placement: CB at collar

## BARCODE for production

Back side:



Sticker hangtag

Barcode placement (for production only) Place price sticker at fixing points.

STYLE NO.: XX-00000

COL: Charcoal

**SIZE: 39/40**

DKK	3000.00
SEK	3000.00
NOK	3000.00
EUR	350.00
GBP	350.00

Recommended retail price. Price may differ due to local VAT and economic conditions

<b>Label: LINDBERGH</b> BLACK	<b>Date: 30/09/2024:</b> <b>Modification Date:</b> <b>6 January 2026 6:06 pm.</b>	<b>Design:</b> <b>WAI</b>
<b>Description:</b> SHIRT + storytelling hangtag + label	<b>Labels instructions no.</b>	<b>LBH-B-2804</b>

## LABELS instruction:

Main Label  
LBH-B-832



1cm

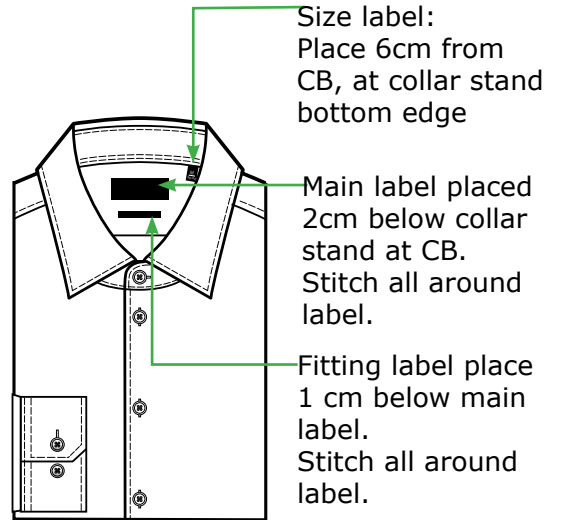


FITTING LABEL

See style sketch  
For label number

Size label  
LBH-B-803

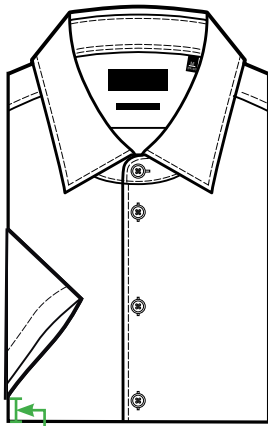
1cm  
Sewing line  
1cm



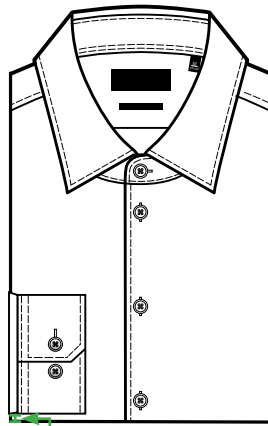
## Folding & packing instruction :

SHORT SLEEVE

LONG SLEEVE



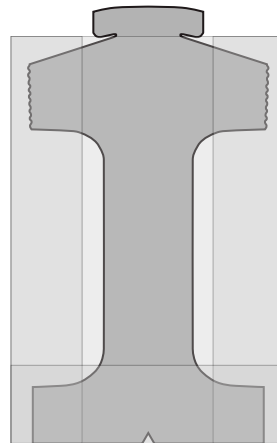
4cm from bottom



1cm from bottom

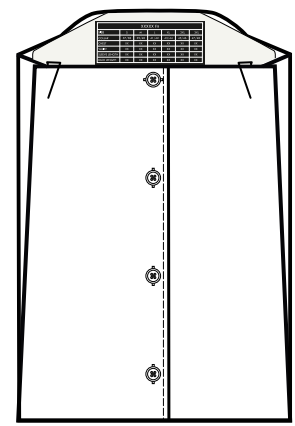
FOLDED & PACKED

21cm(W) x 36cm(H)  
Each garment packed in polybag with  
size and sticker.

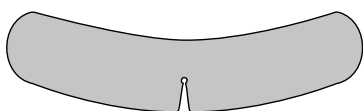


7 layers of tissue paper.

30cm(W) X 48cm(H)  
Only top layer of tissue  
paper is with logo print

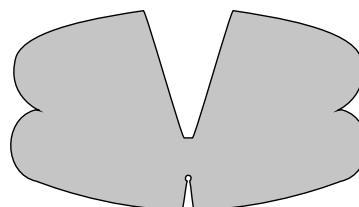


Please use clips to fix  
the shirt



Single butterfly to fix collar.

Each garment packed with  
transparent plastic butterfly  
underneath collar



Double butterfly to fix button down collar

Each garment packed with transparent  
plastic butterfly underneath collar



Transparent plastic  
collar stand

<b>Label: LINDBERGH</b> B L A C K	<b>Date: 30/09/2024:</b> <b>Modification Date:</b> <b>6 January 2026 6:06 pm.</b>	<b>Design:</b> <b>WAI</b>
<b>Description:</b> SHIRT + storytelling hangtag + label	<b>Labels instructions no.</b>	<b>LBH-B-2804</b>


**UPPER Tissue Paper**

Size: **30X48cm**

Tissue paper: White/Transparent

Print col: White

see tissue paper artwork details in  
supplier manual

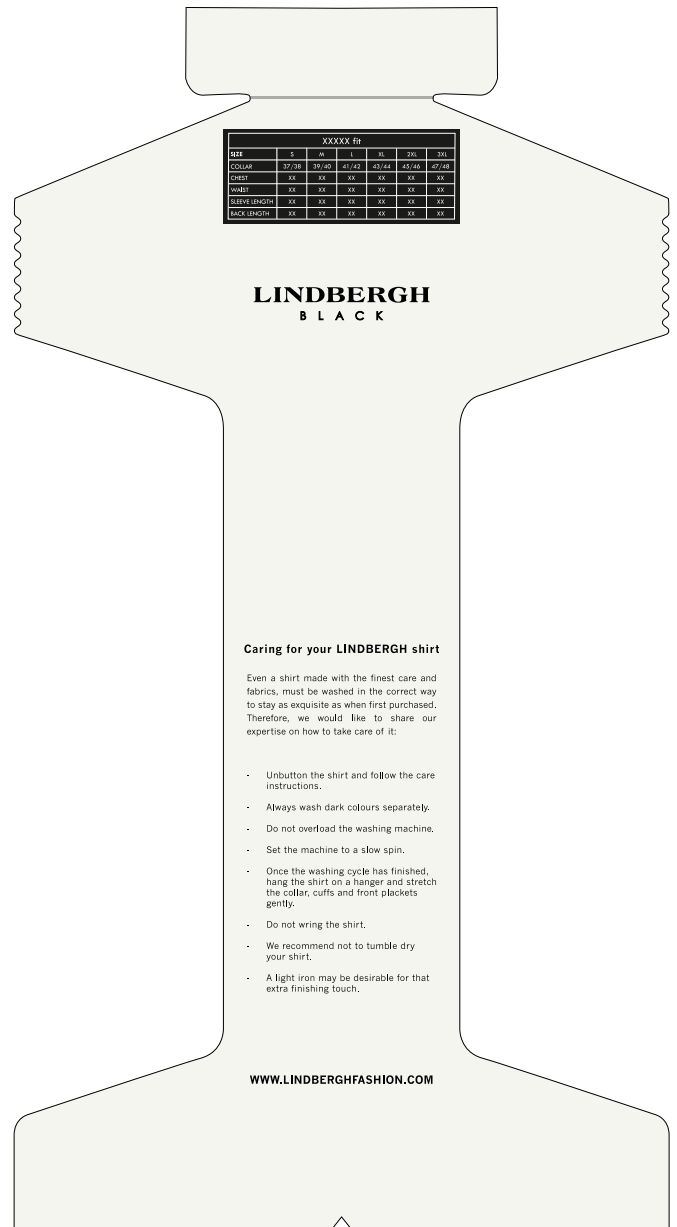


<b>Label:</b> <b>LINDBERGH</b> B L A C K	<b>Date:</b> 30/09/2024: <b>Modification Date:</b> 6 January 2026 6:06 pm.	<b>Design:</b> <b>WAI</b>
<b>Description:</b> SHIRT + storytelling hangtag + label	<b>Labels instructions no.</b>	<b>LBH-B-2804</b>

## LBH-B-954 Cardboard:

See cardboard measurements and details in LBH-B-954 TP

<b>Cardboard color (both sides):</b>	
Brilliant White 11-4001 TCX	

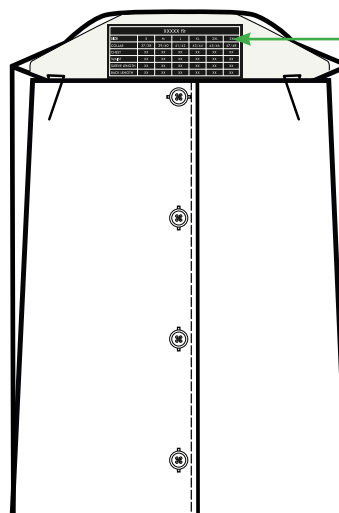


## Info Sticker for cardboard :

Always check measurement for correct measure

XXXXX fit						
SIZE	S	M	L	XL	2XL	3XL
COLLAR	37/38	39/40	41/42	43/44	45/46	47/48
CHEST	XX	XX	XX	XX	XX	XX
WAIST	XX	XX	XX	XX	XX	XX
SLEEVE LENGTH	XX	XX	XX	XX	XX	XX
BACK LENGTH	XX	XX	XX	XX	XX	XX

Only for illustration, follow measurement chart + TP info

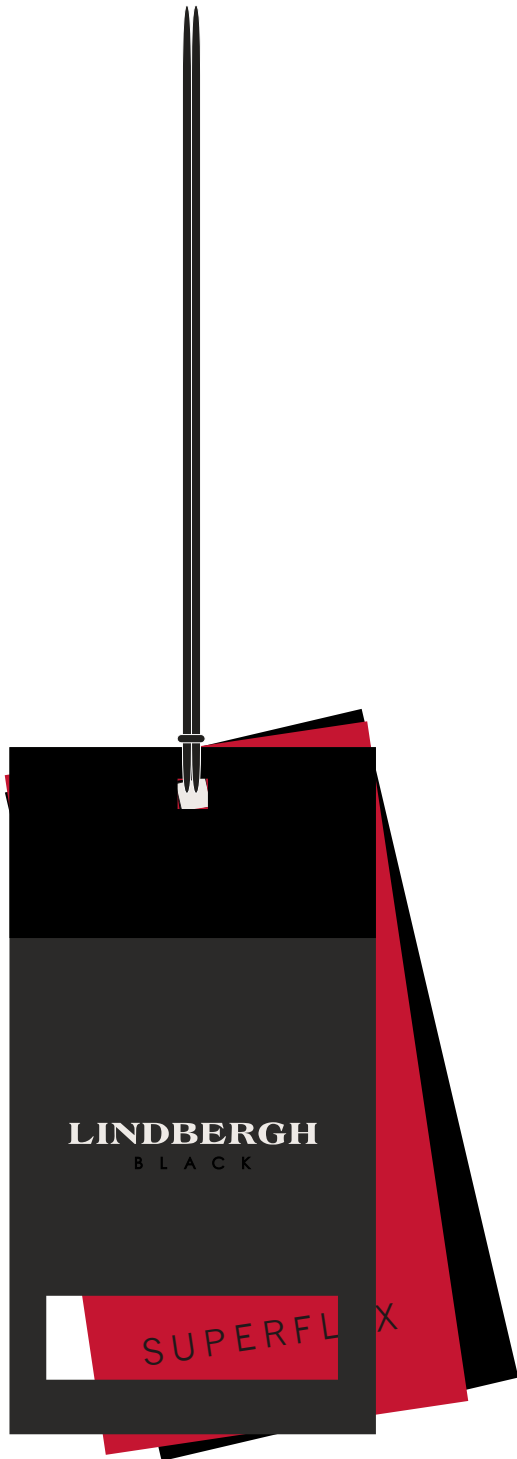


Place sticker  
1,5cm below  
Foldline

<b>Sticker info:</b>	
<b>Size:</b>	W:7,5cm; H: 3 cm
<b>Font:</b>	Tw Cen MT
<b>Placement:</b>	1,5cm below foldline
<b>Print color</b>	Brilliant White 11-4001 TCX
<b>Sticker color</b>	Jet Black

<b>Label:</b> <b>LINDBERGH</b> B L A C K	<b>Date:</b> 30/09/2024: <b>Modification Date:</b> 6 January 2026 6:06 pm.	<b>Design:</b> WAI
<b>Description:</b> SHIRT + storytelling hangtag + label	<b>Labels instructions no.</b>	<b>LBH-B-2804</b>

## Story Telling Hang Tag



TO BE PLACED BETWEEN  
MAIN HANGTAG

STORYTELLING HANGTAG

LBH-B-973

