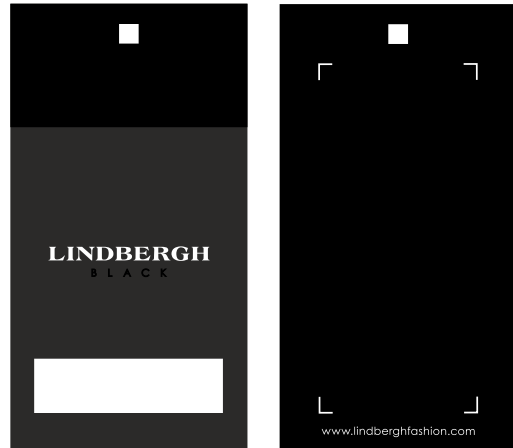


Label: LINDBERGH BLACK	Date: 13/01/2022: Modification Date: 6 January 2026 6:03 pm.	Design: WAI
Description: SHIRT + storytelling hangtag + label	Labels instructions no.	LBH-B-2805

For 'The Performance Shirt' only

HANGTAG to use:

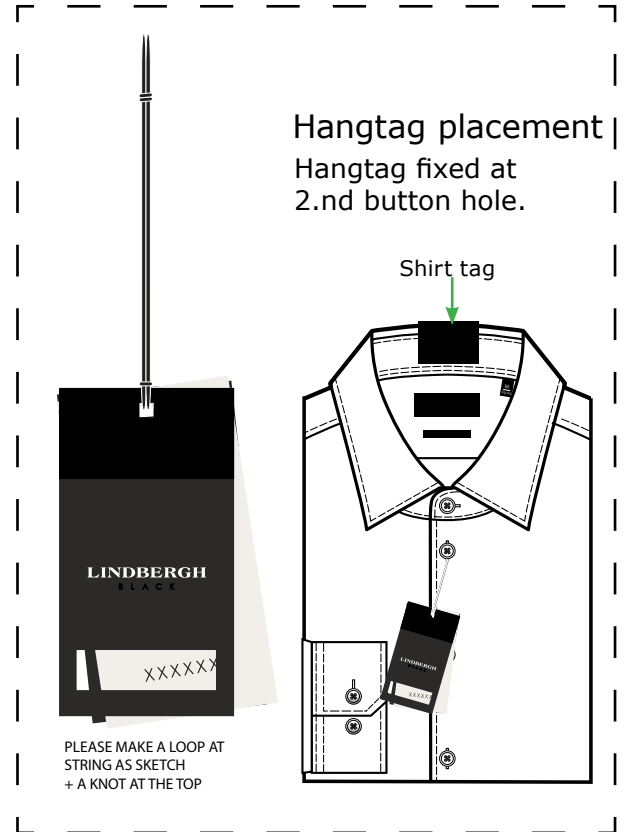
LBH-B-926 HANGTAG + storytelling hangtag



Sticker hangtag



See sketch for hangtag at last page



SPARE BUTTONS

To be sewn at care label

STICKER for salesman sample

Back side:




Sticker hangtag

Follow instruction no. : 007 salesman sticker

BARCODE for production

Back side:



Sticker hangtag

Barcode placement (for production only) Place price sticker at fixing points.

STYLE NO.: XX-00000

COL: Charcoal

SIZE: 39/40

DKK	3000.00
SEK	3000.00
NOK	3000.00
EUR	350.00
GBP	350.00

Recommended retail price. Price may differ due to local VAT and economic conditions

SHIRT TAG

Please change according to FIT

LBH-B-918 -for Slim fit styles



Front

Back

LBH-B-918R -for Relaxed fit styles



Front

Back

Placement: CB at collar

Label: LINDBERGH B L A C K	Date: 13/01/2022: Modification Date: 6 January 2026 6:03 pm.	Design: WAI
Description: SHIRT + storytelling hangtag + label	Labels instructions no.	LBH-B-2805

LABELS instruction:

Main Label
LBH-B-832



1cm

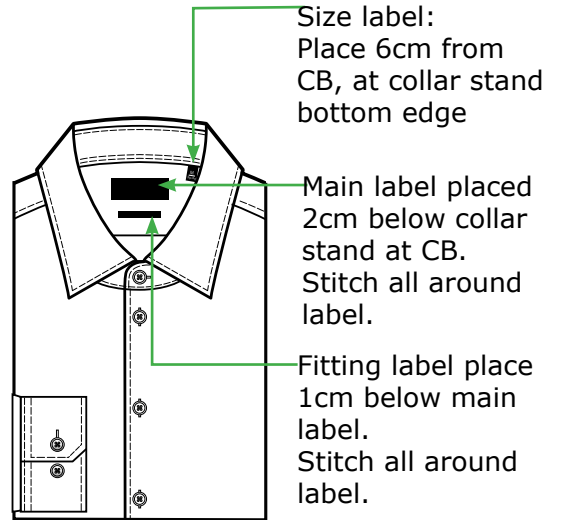


FITTING LABEL

See style sketch
For label number

Size label
LBH-B-803

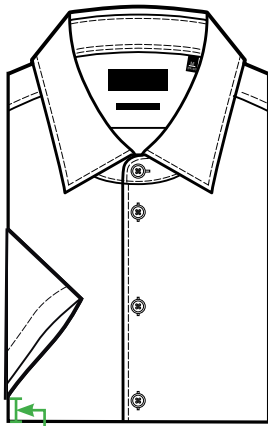
1cm
Sewing line
1cm



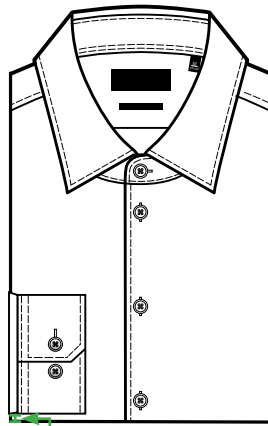
Folding & packing instruction :

SHORT SLEEVE

LONG SLEEVE

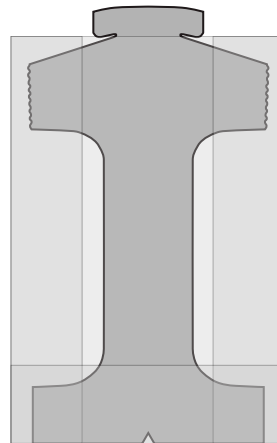


4cm from bottom

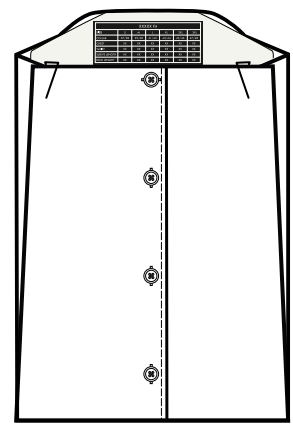


1cm from bottom

FOLDED & PACKED



7 layers of tissue paper.



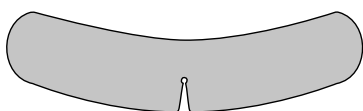
Please use clips to fix
the shirt

21cm(W) x 36cm(H)

Each garment packed in polybag with
size and sticker.

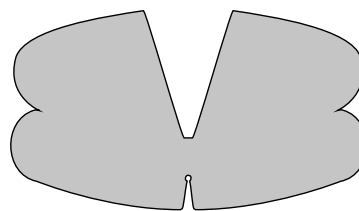
30cm(W) X 48cm(H)

Only top layer of tissue
paper is with logo print



Single butterfly to fix collar.

Each garment packed with
transparent plastic butterfly
underneath collar



Double butterfly to fix button down collar

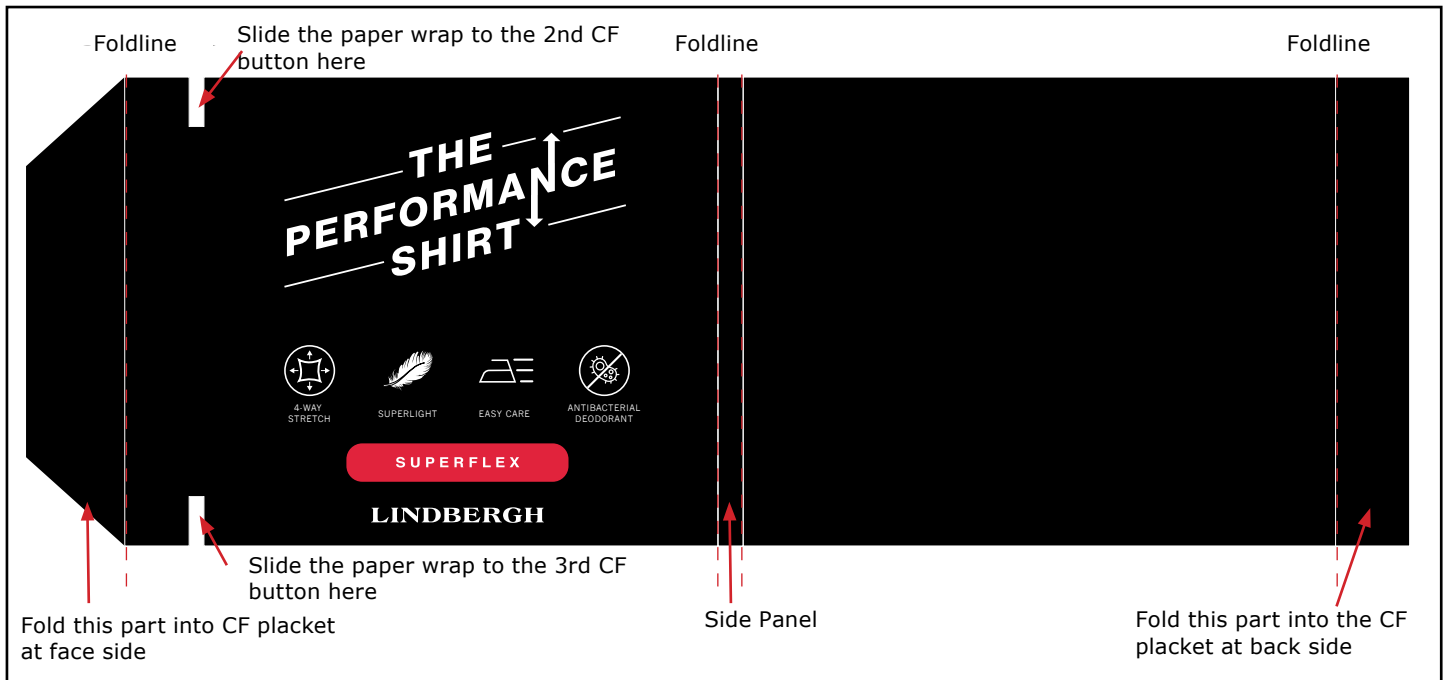
Each garment packed with transparent
plastic butterfly underneath collar



Transparent plastic
collar stand

Label: LINDBERGH B L A C K	Date: 13/01/2022: Modification Date: 6 January 2026 6:03 pm.	Design: WAI
Description: SHIRT + storytelling hangtag + label	Labels instructions no.	LBH-B-2805

LBH-B-950 SHIRT PAPER WRAP



Placement:

Left side as worn front panel between 2nd and 3rd button



Insert the paper wrap between the 2nd and 3rd button at CF



Please use a metal clip to hold the back side in position

Label: LINDBERGH B L A C K	Date: 13/01/2022: Modification Date: 6 January 2026 6:03 pm.	Design: WAI
Description: SHIRT + storytelling hangtag + label	Labels instructions no.	LBH-B-2805


UPPER Tissue Paper

Size: **30X48cm**

Tissue paper: White/Transparent

Print col: White

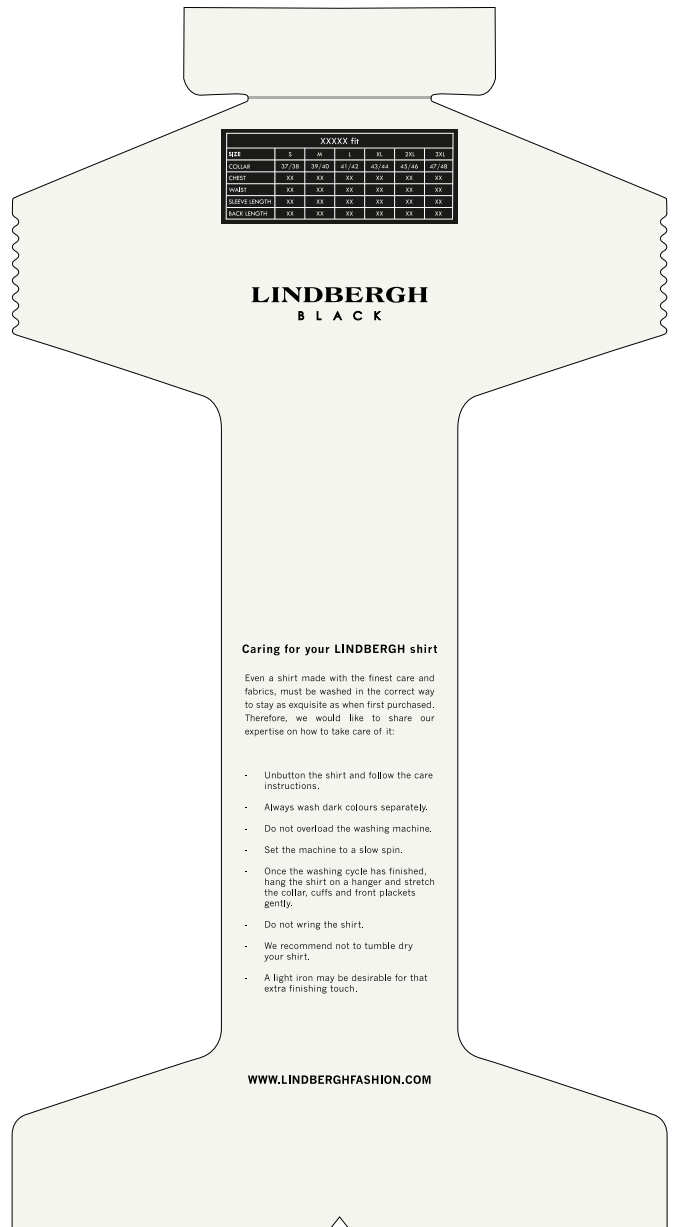
see tissue paper artwork details in
supplier manual



Label: LINDBERGH B L A C K	Date: 13/01/2022: Modification Date: 6 January 2026 6:03 pm.	Design: WAI
Description: SHIRT + storytelling hangtag + label	Labels instructions no.	LBH-B-2805

LBH-B-954 Cardboard:

See cardboard measurements and details in LBH-B-954 TP



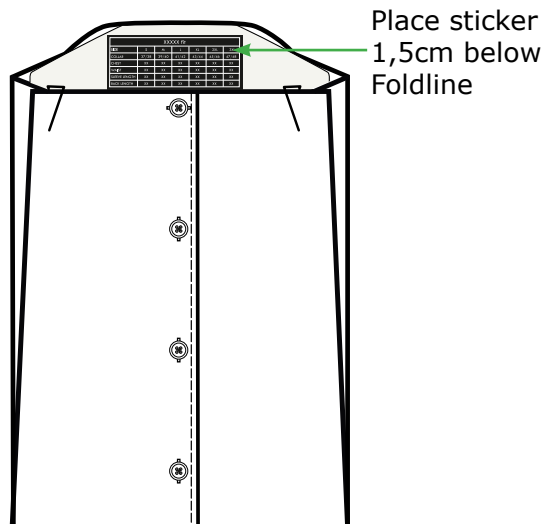
Cardboard color (both sides):	
Brilliant White 11-4001 TCX	

Info Sticker for cardboard :

Always check measurement for correct measure

XXXXX fit						
SIZE	S	M	L	XL	2XL	3XL
COLLAR	37/38	39/40	41/42	43/44	45/46	47/48
CHEST	XX	XX	XX	XX	XX	XX
WAIST	XX	XX	XX	XX	XX	XX
SLEEVE LENGTH	XX	XX	XX	XX	XX	XX
BACK LENGTH	XX	XX	XX	XX	XX	XX

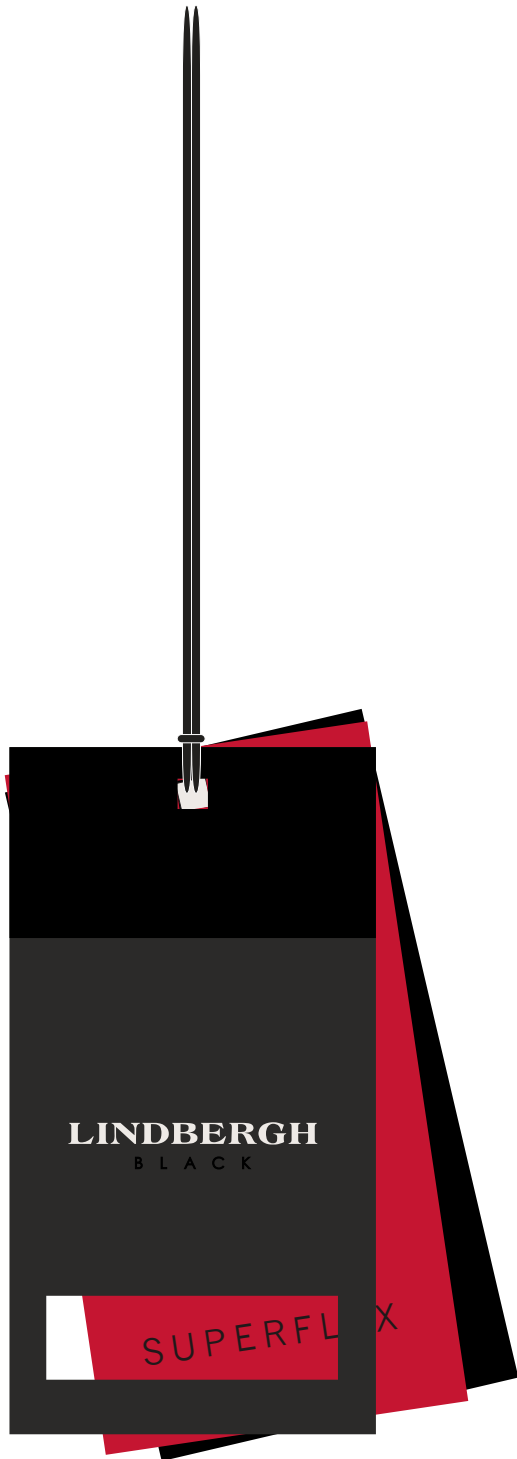
Only for illustration, follow measurement chart + TP info



Sticker info:	
Size:	W:7,5cm; H: 3 cm
Font:	Tw Cen MT
Placement:	1,5cm below foldline
Print color	Brilliant White 11-4001 TCX
Sticker color	Jet Black

Label: LINDBERGH B L A C K	Date: 13/01/2022: Modification Date: 6 January 2026 6:03 pm.	Design: WAI
Description: SHIRT + storytelling hangtag + label	Labels instructions no.	LBH-B-2805

Story Telling Hang Tag



STORYTELLING HANGTAG

LBH-B-973.1



TO BE PLACED BETWEEN
MAIN HANGTAG