


<b>Label:</b> <b>LINDBERGH</b> BLACK	<b>Date:</b> 15/01/18: <b>revised:</b> 6 January 2026 5:27 pm	<b>Design:</b> WAI
<b>Description:</b> Knit / polo	<b>Labels instructions no.</b>	<b>LBH-B-8901</b>

## HANG TAG instruction:

For styles with story telling hang tags

HANGTAG LBH-B-926 + storytelling hangtag



Sticker hangtag



See style sketch  
For hangtag number

Hangtag placement



Hangtag fixed with black steel safty pin at **SIZE** label.

**If the style has buttons, SPAREBUTTONS must be sew at care label.**

PLEASE MAKE A LOOP AT STRING AS SKETCH

For styles with NO story telling hang tags

HANGTAG LBH-B-925



Sticker hangtag

STICKER for salesman sample

Back side :



Sticker hangtag

Follow instruction no. :  
007 salesman sticker

BARCODE for production

Back side :



Sticker hangtag

Barcode placement  
(for production only)  
Place price sticker at  
fixing points.

STYLE NO.: XX-00000

COL: Charcoal

**SIZE: M**

DKK	3000.00
SEK	3000.00
NOK	3000.00
EUR	350.00
GBP	350.00


Recommended retail price.  
Price may differ due to local VAT  
and economic conditions

<b>Label:</b> <b>LINDBERGH</b> B L A C K	<b>Date:</b> 15/01/18: <b>revised:</b> 6 January 2026 5:27 pm	<b>Design:</b> WAI
<b>Description:</b> Knit / polo	<b>Labels instructions no.</b>	<b>LBH-B-8901</b>

## LABELS to use:

MAIN LABEL  
LBH-B-835

SIZE LABEL  
LBH-B-804

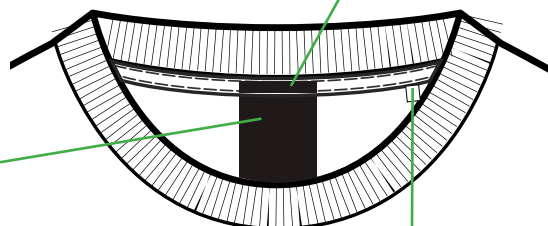


STORY TELLING LABEL  
(IF ANY)

place at CB neck tape,  
on top of main label

See style sketch  
For label number

Neck label must  
be sewn under  
necktape/collar.



Size label:  
Place label app.  
5-6cm from C.B.  
Just visible next to  
neckrib/collar.