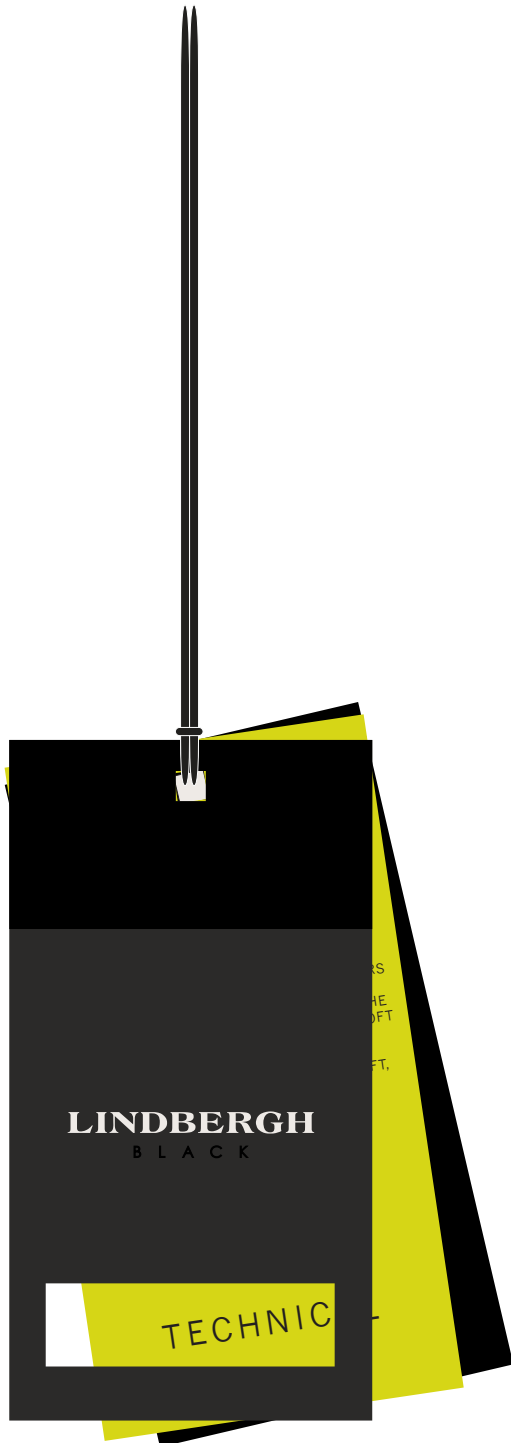


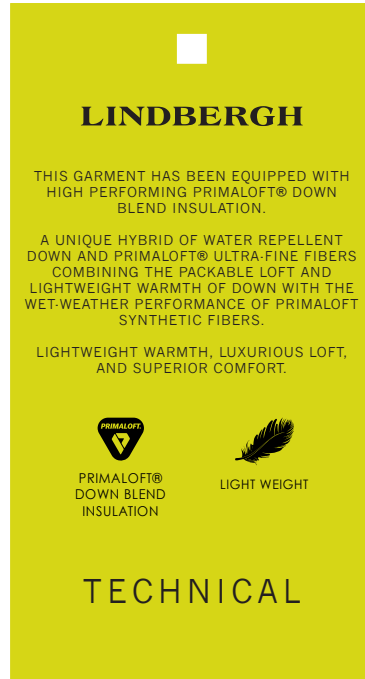
# PrimaLoft Down Blend - LB BLACK

## LBH-B-909A

Size: 48x90mm  
Hole : 4mm (4mm from top CP)  
Quality : pachment paper  
Thickness: 0,2mm



TO BE PLACED BETWEEN  
MAIN HANGTAG



### LINDBERGH

THIS GARMENT HAS BEEN EQUIPPED WITH  
HIGH PERFORMING PRIMALOFT® DOWN  
BLEND INSULATION.

A UNIQUE HYBRID OF WATER REPELLENT  
DOWN AND PRIMALOFT® ULTRA-FINE FIBERS  
COMBINING THE PACKABLE LOFT AND  
LIGHTWEIGHT WARMTH OF DOWN WITH THE  
WET-WEATHER PERFORMANCE OF PRIMALOFT  
SYNTHETIC FIBERS.

LIGHTWEIGHT WARMTH, LUXURIOUS LOFT,  
AND SUPERIOR COMFORT.

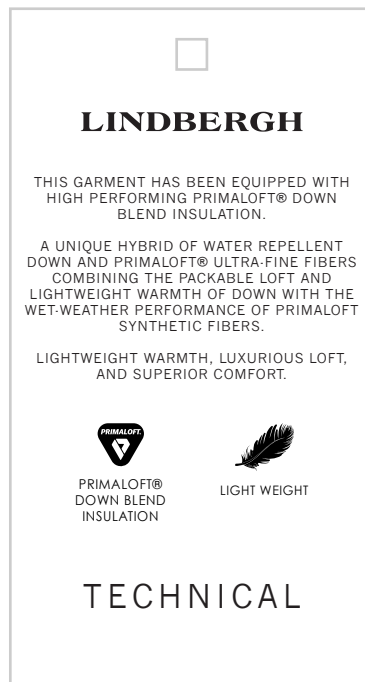


PRIMALOFT®  
DOWN BLEND  
INSULATION



LIGHT WEIGHT

### TECHNICAL



### LINDBERGH

THIS GARMENT HAS BEEN EQUIPPED WITH  
HIGH PERFORMING PRIMALOFT® DOWN  
BLEND INSULATION.

A UNIQUE HYBRID OF WATER REPELLENT  
DOWN AND PRIMALOFT® ULTRA-FINE FIBERS  
COMBINING THE PACKABLE LOFT AND  
LIGHTWEIGHT WARMTH OF DOWN WITH THE  
WET-WEATHER PERFORMANCE OF PRIMALOFT  
SYNTHETIC FIBERS.

LIGHTWEIGHT WARMTH, LUXURIOUS LOFT,  
AND SUPERIOR COMFORT.



PRIMALOFT®  
DOWN BLEND  
INSULATION





LIGHT WEIGHT

### TECHNICAL

**FONT :**  
TEXT : New Gothic MT

**COLOURS :**

	Black -text
	SULPHUR SPRING 13-0650 TCX