


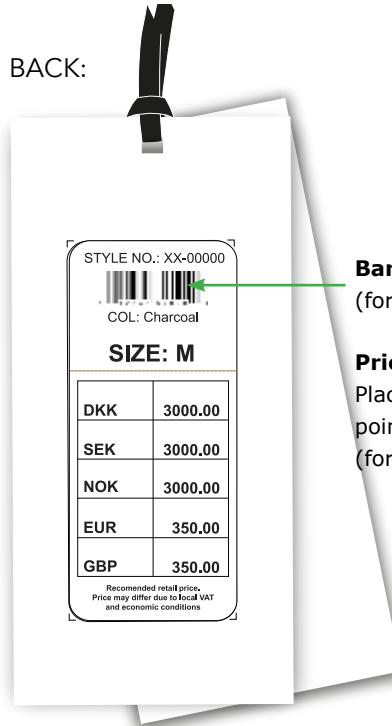
Label: LINDBERGH	Description : Logo and size print	Output date: 22/06/16 Modification date: 11 May 2023 3:47 pm
	Label instruction no: LBH-W-4002-BCI	Design : JFI/SAG/JTG

Print, label and tag placement instruction

Main hangtag LBH-W-931



BACK:



Barcode placement
(for production only)

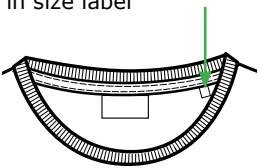
Price sticker placement
Place between the printed fixing points.
(for production only)



SMS sticker placement
Follow instruction no. :
007 salesman sticker

Tag placement

Hangtag fixed with knot
in size label



Label: LINDBERGH	Description : Logo and size print	Output date: 22/06/16 Modification date: 11 May 2023 3:47 pm
	Label instruction no: LBH-W-4002-BCI	Design : JFI/SAG/JTG

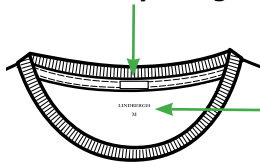
Print, label and tag placement instruction

Neck print:
LBH-W-506A

LINDBERGH

M

Placement storytelling label: centered on neck tape



Neck print placement: CB; 1,8 cm below neck tape

Storytelling label

See TP for label ref number or artwork



See program
For label number