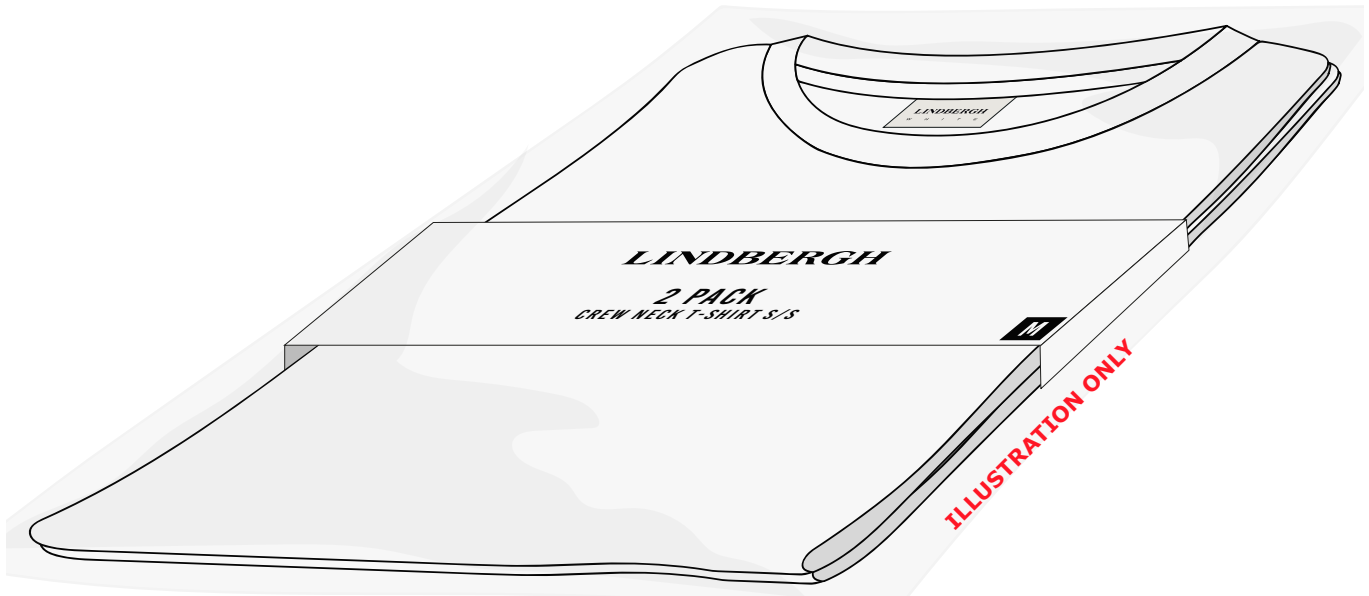


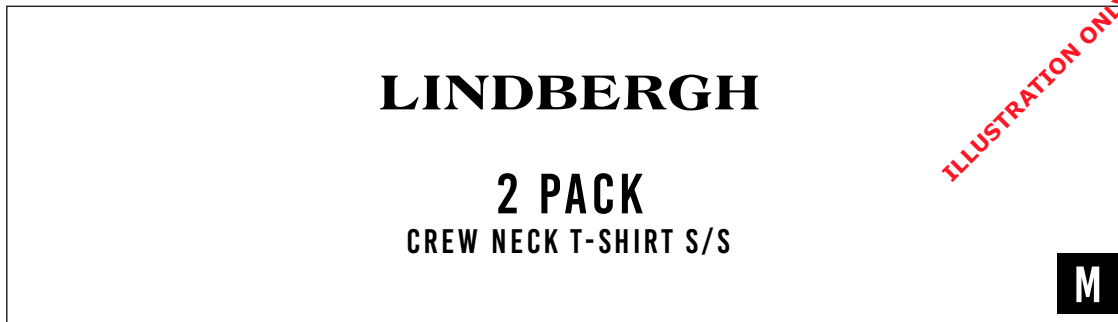
Label: LINDBERGH	Description : Midfolded main label + belly band	Output date: 22/06/16 Modification date: 27 June 2025 3:45 pm
	Label instruction no: LBH-W-4004	Design : JFI/AKR/JTG

Label and Belly band instruction



Technical sketch

FRONT



BACK



Label: LINDBERGH	Description : Midfolded main label + belly band	Output date: 22/06/16 Modification date: 27 June 2025 3:45 pm
	Label instruction no: LBH-W-4004	Design : JFI/AKR/JTG Print instruction: Pieces and size

Label and Belly band instruction

Print instruction for :
Crew neck S/S
Pieces and style description

FRONT



PLEASE APPLY THE CORRECT TEXT
/ NUMBERS OF TEE'S ACCORDING
TO THE ORDER

Artwork / options:
Style and pieces

LINDBERGH

2 PACK
CREW NECK T-SHIRT S/S

3 PACK
CREW NECK T-SHIRT S/S

5 PACK
CREW NECK T-SHIRT S/S

4 PACK
CREW NECK T-SHIRT S/S

7 PACK
CREW NECK T-SHIRT S/S

Label: LINDBERGH	Description : Midfolded main label + belly band	Output date: 22/06/16 Modification date: 27 June 2025 3:45 pm
	Label instruction no: LBH-W-4004	Design : JFI/AKR/JTG Print instruction: Pieces and size

Label and Belly band instruction

Print instruction for
Crew neck L/S
Pieces and style description

FRONT



PLEASE APPLY THE CORRECT TEXT
/ NUMBERS OF TEE'S ACCORDING
TO THE ORDER

Artwork / options:
Style and pieces

LINDBERGH

2 PACK
CREW NECK T-SHIRT L/S

3 PACK
CREW NECK T-SHIRT L/S

5 PACK
CREW NECK T-SHIRT L/S

4 PACK
CREW NECK T-SHIRT L/S

7 PACK
CREW NECK T-SHIRT L/S

Label: LINDBERGH	Description : Midfolded main label + belly band	Output date: 22/06/16 Modification date: 27 June 2025 3:45 pm
	Label instruction no: LBH-W-4004	Design : JFI/AKR/JTG Print instruction: Pieces and size

Label and Belly band instruction

Print instruction for
V-neck S/S
Pieces and style description

FRONT



PLEASE APPLY THE CORRECT TEXT
/ NUMBERS OF TEE'S ACCORDING
TO THE ORDER

Artwork / options:
Style and pieces

LINDBERGH

2 PACK
V-NECK T-SHIRT S/S

3 PACK
V-NECK T-SHIRT S/S

4 PACK
V-NECK T-SHIRT S/S

5 PACK
V-NECK T-SHIRT S/S

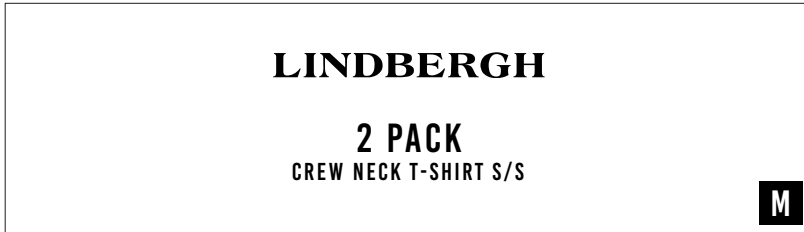
7 PACK
V-NECK T-SHIRT S/S

Label: LINDBERGH	Description : Midfolded main label + belly band	Output date: 22/06/16 Modification date: 27 June 2025 3:45 pm
	Label instruction no: LBH-W-4004	Design : JFI/AKR/JTG

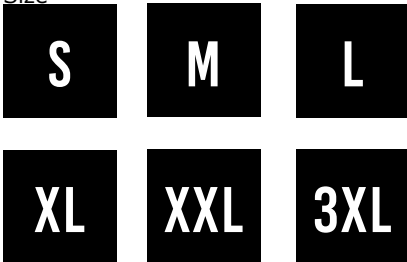
Label and Belly band instruction

Print instruction for
Size

FRONT



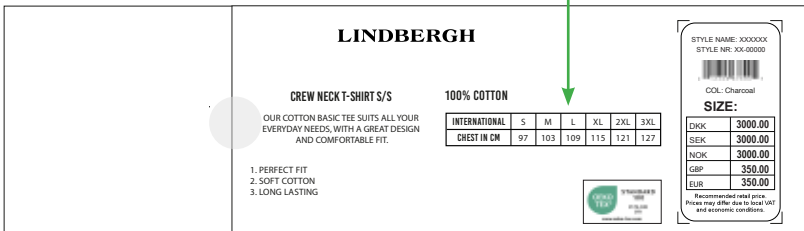
Artwork / options:
Size



Print instruction:
Sizes / measurement chart

ADJUST SIZE CHART TO
MEASUREMENTS OF ORDER

BACK



Label: LINDBERGH	Description : Midfolded main label + belly band	Output date: 22/06/16 Modification date: 27 June 2025 3:45 pm
	Label instruction no: LBH-W-4004	Design : JFI/AKR/JTG

Label and Belly band instruction

Print instruction for
Sticker placement

BACK

LINDBERGH

CREW NECK T-SHIRT S/S

OUR COTTON BASIC TEE SUITS ALL YOUR EVERYDAY NEEDS, WITH A GREAT DESIGN AND COMFORTABLE FIT.

- PERFECT FIT
- SOFT COTTON
- LONG LASTING

100% COTTON

INTERNATIONAL	S	M	L	XL	2XL	3XL
CHEST IN CM	97	103	109	115	121	127

STYLE NAME: XXXXXX
STYLE NR: XX-00000



COL: Charcoal

SIZE:

DKK	3000.00
SEK	3000.00
NOK	3000.00
GBP	350.00
EUR	350.00

Recommended retail price. Prices may differ due to local VAT and economic conditions.

Barcode placement
(for production only)

BACK

LINDBERGH

CREW NECK T-SHIRT S/S


OUR COTTON BASIC TEE SUITS ALL YOUR EVERYDAY NEEDS, WITH A GREAT DESIGN AND COMFORTABLE FIT.

- PERFECT FIT
- SOFT COTTON
- LONG LASTING

100% COTTON

INTERNATIONAL	S	M	L	XL	2XL	3XL
CHEST IN CM	97	103	109	115	121	127

STYLE NO: 80-801002
COLOUR: NAVY
SIZE: M



57143909045043

SMS sticker placement
Follow instruction no. :
007 salesman sticker

Oekotex print logo:



Oeko-tex logo color ref:

	Oeko-TEX® Green	Black	White
HEX			
RGB			
CMYK			
Label			
Color			
Code			
Label			
Color			
Code			

Label Design Guideline
Safe Zone + Placement


Please note:
Minimum safe zone 'X' is the size of the 'X' in the Oeko-TEX® Logo.

Label: LINDBERGH	Description : Midfolded main label + belly band	Output date: 22/06/16 Modification date: 27 June 2025 3:45 pm
	Label instruction no: LBH-W-4004	Design : JFI/AKR/JTG

Label and Belly band instruction

Main label LBH-W-850

Stitch top of label. See seam allowance and stitch line on instruction



PLEASE CHECK MEASUREMENT CHART FOR WHAT FIT TO APPLY TO LABEL

Size label LBH-W-842



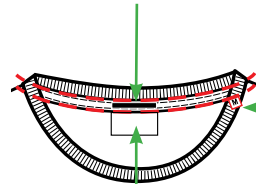
Storytelling label



See program
For label number

Storytelling label

Centered and fixed on to neck tape



Sizelabel placement

Below neck tape and hidden from sight when garment lays flat

Main label placement

CB in neck seam