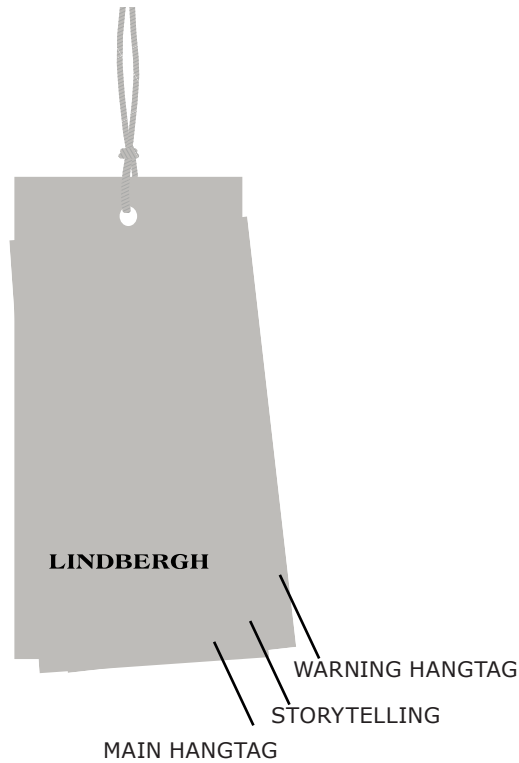


<b>Label:</b> <b>LINDBERGH</b>	<b>Date:</b> 24/07/2019 <b>Modification date:</b> 13 November 2025 11:10 am	
<b>Description:</b> Jeans label instruction for + storytelling	<b>Labels instruc. No.:</b> LBJ-0003	<b>Design:</b> AKR/JTG/WAI/MKS


## Technical sketch



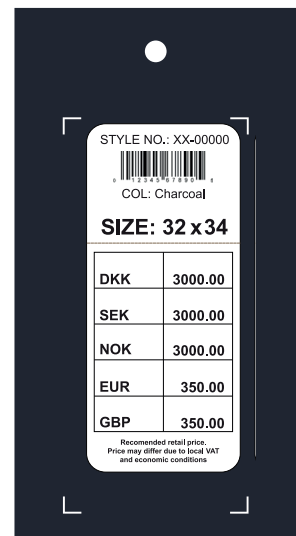
For **sales samples** only  
**Suppliermade sticker**  
 Ref.no: 007 Sales sample  
 sticker

For **production** only  
**Suppliermade sticker:**

**Back:**




Please place  
 sticker on the  
 backside of back  
 hangtag between  
 the white mar.



<b>Label:</b>	<b>LINDBERGH</b>	<b>Date:</b> 24/07/2019	<b>Modification date:</b> 13 November 2025 11:10 am
<b>Description:</b>	Jeans label instruction for + storytelling	<b>Labels instruc. No.:</b>	<b>Design:</b>
		LBJ-0003	AKR/JTG/WAI/MKS

**Hangtag LBJ-900A**  
 Placement:  
 Fixed to right side as worn  
 side seam belt loop



**LINDBERGH**

**Warning hangtag LBJ-902A**



**PLEASE READ!**

THIS PRODUCT HAS BEEN DYED.

THE COLOUR MAY RUB OFF ON LIGHT SURFACES.  
 PLEASE WASH BEFORE WEAR AND BE CAREFUL WHEN WEARING AMONGST LIGHT COLOURED UPHOLSTERY AND FABRICS

**LINDBERGH**

**Storytelling hangtag**  
 See TP

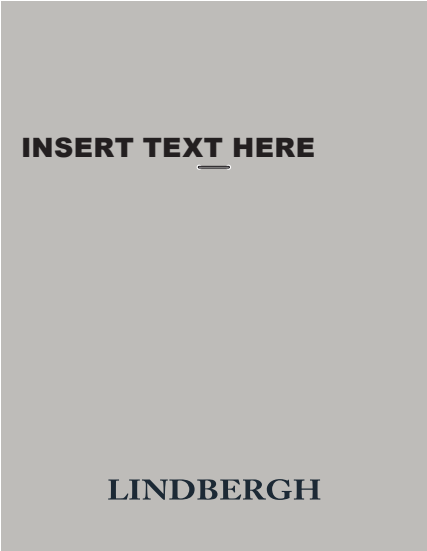


**INSERT TEXT HERE**

**LINDBERGH**

**Back pocket overrider**  
 - see program for specific text

Placement:  
 Fixed to the middle at the right side as worn back pocket




**INSERT TEXT HERE**

**LINDBERGH**

**Waistband overrider**  
 - see program for specific text

Placement:  
 Fixed to back waistband  
 right side as worn, right next to the leather badge.



**INSERT TEXT HERE**

**LINDBERGH**




<b>Label:</b> <b>LINDBERGH</b>	<b>Date:</b> 24/07/2019 <b>Modification date:</b> 13 November 2025 11:10 am
<b>Description:</b> Jeans label instruction for + storytelling	<b>Labels instruc. No.:</b> LBJ-0003 <b>Design:</b> AKR/JTG/WAI/MKS

**Main bottoms label**  
Ref. no: LBJ-801A

tonal color normal stitching

↓

Col. 1 woven  
Col. 2 woven



Quality:	As LBB-847
Col. 1:	Wind chime 14-4002 TCX
Col. 2:	Salute 19-4011 TCX
Col. 3:	Match col. 1
Finish:	Soft finish with soft edges

**Woven size label**  
Ref. no: LBJ-803A

W: 32  
L: 34

Col. 1 woven  
Col. 2 Woven

Quality:	As LBB-861
Col. 1:	Wind chime 14-4002 TCX
Col. 2:	Salute 19-4011 TCX

**Warning sticker LBJ-800A**

**PLEASE READ!**

THIS PRODUCT HAS BEEN DYED.

THE COLOUR MAY RUB OFF ON LIGHT SURFACES.

PLEASE WASH BEFORE WEAR AND BE CAREFUL WHEN WEARING AMONGST LIGHT COLOURED UPHOLSTERY AND FABRICS

LINDBERGHFASHION.COM

Placement:  
Inside jeans.

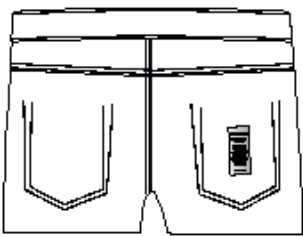



PHOTO OF HOW TO STITCH MAIN LABEL

<b>Label:</b> <b>LINDBERGH</b>	<b>Date:</b> 24/07/2019 <b>Modification date:</b> 13 November 2025 11:10 am	
<b>Description:</b> Jeans label instruction for + storytelling	<b>Labels instruc. No.:</b> LBJ-0003	<b>Design:</b> AKR/JTG/WAI/MKS

## Technical sketch

