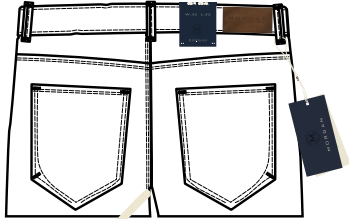


Label/concept: 	Morgan. labels instruc. No.: MOR-5006-BCI	Output date: 12/03/19 Modification date: 7 April 2022 9:57 am
	Style: Shorts	Design: AD


Label No.:	MOR-194 BCI hangtag
Placement:	Should be fixed through right side belt loop.



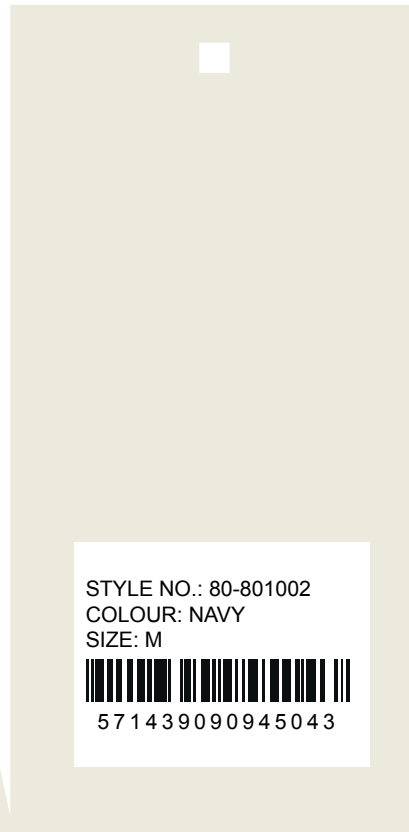
front side



back side



back side



007-sales sample sticker
See instruction



Barcode sticker for production

Label/concept: 	Morgan. labels instruc. No.: MOR-5006-BCI	Output date: 12/03/19 Modification date: 7 April 2022 9:57 am
	Style: Shorts	Design: AD

MOR-120_shorts_waistband override

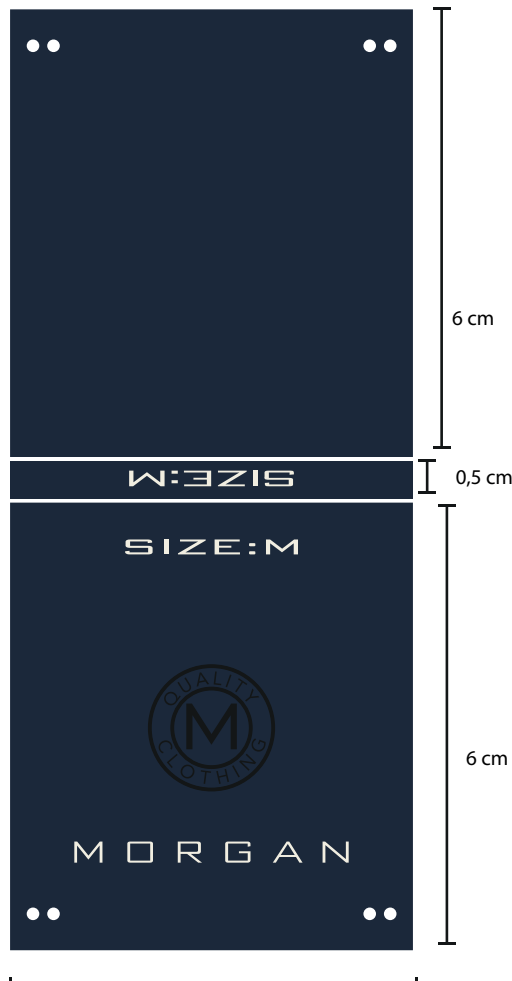


SIZE:M
 SIZE:L
 SIZE:XL
 SIZE:2XL
 SIZE:3XL

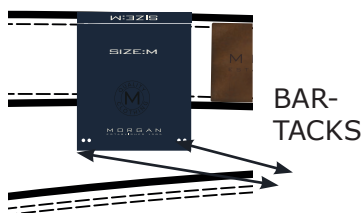
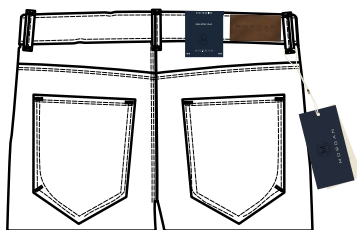
Font: BankGothicEF - Regular


MOR-120_shorts_waistband override

Label No.:	MOR-120 waistband override
Placement:	Right side towards center back.should be attached with match col bartacks


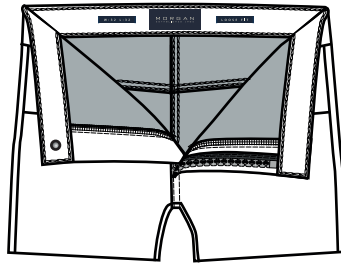


MOR- 120 waistband override shorts/knickers
 Size: H:12,5 cm W:5,4 cm
 Quality:cardboard
 Main col:Navy blazer 19-3923 TCX
 Text col: Marshmallow 11-4300 TCX



Label/concept: 	Morgan. labels instruc. No.: MOR-5006-BCI Style: Shorts	Output date: 12/03/19 Modification date: 7 April 2022 9:57 am Design: AD
---	--	---

Label No.:	MOR-101 main label
Placement:	Center back inside waistband. Top stitching 0,1 cm on all 4 sides



**PLS NOTICE:
SEE ACTUAL WORK SKETCH FOR INFO INSIDE
WAISTBAND. IF NOTHING ELSE IS MENTIONED,
USE ABOVE MAIN LABEL.**