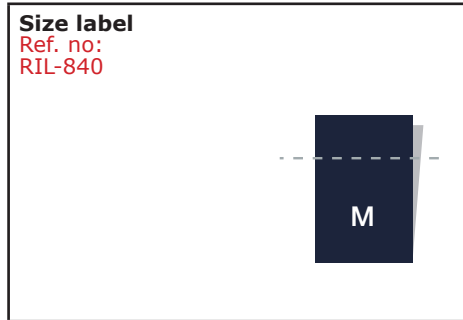



Label: RILEY	Date: 25/09/2019 Modification date: 20 May 2026 9:07 am	
Description: Label instruction for gloves	Labels instruc. No.: RIL-2000	Design: MKS

Technical sketch

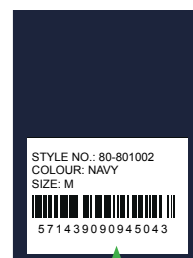


Production sticker placement



Price sticker placement
(for production only)

SMS sticker placement



SMS sticker placement
Follow instruction no. :
007 salesman sticker from
Lindbergh

Suppliermade sticker:

Suppliermade sticker:

Label: RILEY	Date: 25/09/2019 Modification date: 20 May 2026 9:07 am	
Description: Label instruction for gloves	Labels instruc. No.: RIL-2000	Design: MKS

Technical sketch

Placement:



The size label RIL-840 is to be placed inside the gloves at center front

The hangtag RIL-900 is to be attached in the size label with a knot.

HOOK:

Hook



Placement	Hook shall be attached on a small leather patch. As shown on the picture.
Colour	Both hook and strap must be black
Attention	Make sure the strap is not too long