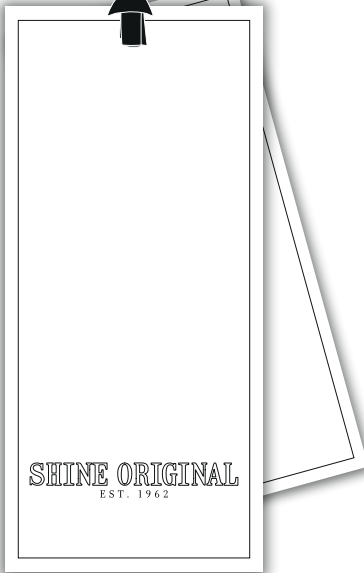


<b>Label:</b> <b>SHINE ORIGINAL</b>	<b>Description :</b> SHINE ORIGINAL - SUIT PANTS both size 50 and M + ALL FIT	<b>Date:</b> 20/12/22 <b>Modification date:</b> 25 June 2025 8:29 am
	<b>Label instruction no:</b> SHO-0003	<b>Design :</b> AKR/MKS

**PLACEMENT:**

Hangtag must be fixed with knot at beltloop. See sketch below

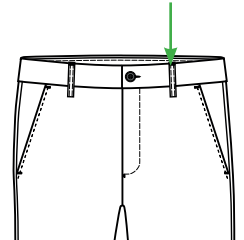
FRONT:



BACK:




Barcode placement (for production only) inside hangtag. Place price sticker at fixing points.



Follow instruction no. : 007 salesman sticker

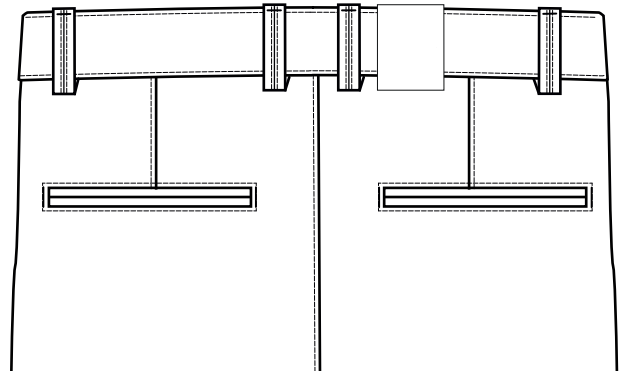
**WAIST TAG:**



See program For waisttag layout/fit

Waist tag must be tagged on. Thread matching carboard.

**PLACEMENT - BACK:**



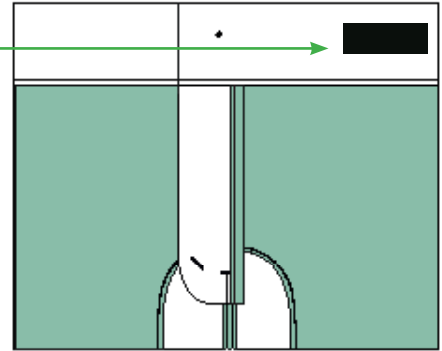
<b>Label:</b> <b>SHINE ORIGINAL</b>	<b>Description :</b> SHINE ORIGINAL - SUIT PANTS both size 50 and M + ALL FIT	<b>Date:</b> 20/12/22 <b>Modification date:</b> 25 June 2025 8:29 am
	<b>Label instruction no:</b> SHO-0003	<b>Design :</b> AKR/MKS



**PLACEMENT - INSIDE:**

Place main label 8 cm from CF- right handside and centered with the waistband

Stitch both sides.  
Col. match label colour

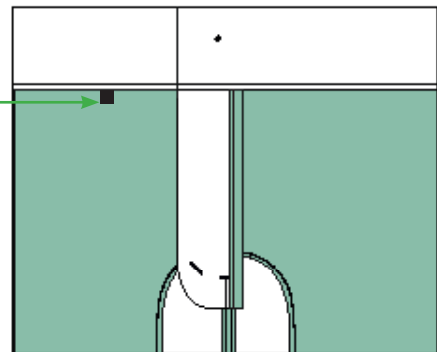


**PLEASE CHECK MEASUREMENT CHART FOR KIND OF FIT LABEL**



**PLACEMENT - INSIDE:**

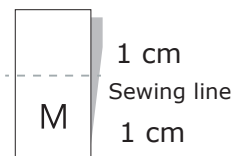
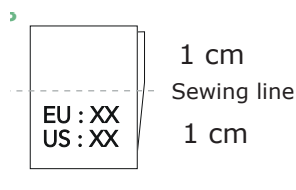
Place size label 8 cm from CF - left handside.



**PLEASE CHECK MEASUREMENT CHART FOR KIND OF SIZE LABEL**

SIZE LABEL SAME AS LBH-W-843

SIZE LABEL SAME AS LBH-W-842



<b>Label:</b> <b>SHINE ORIGINAL</b>	<b>Description :</b> SHINE ORIGINAL - SUIT PANTS both size 50 and M + ALL FIT	<b>Date:</b> 20/12/22 <b>Modification date:</b> 25 June 2025 8:29 am
	<b>Label instruction no:</b> SHO-0003	<b>Design :</b> AKR/MKS

**STORYTELLING LABEL:**

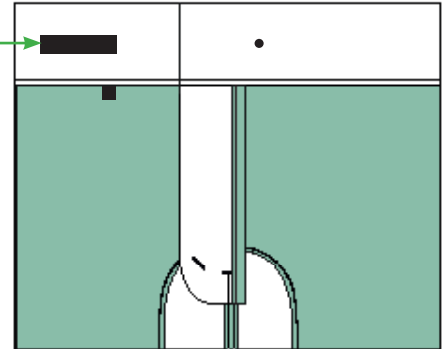


See program  
For label reference

Place storytelling label  
8 cm from CF- left  
handside and centered  
with the waistband

Stitch both sides.  
Col. match label colour

**PLACEMENT - INSIDE:**



**2 STORYTELLING LABELS:**



See program  
For label reference

Place storytelling label 8  
cm from CF- left handside  
and centered with the  
waistband.  
Distance in between the 2  
labels is 0,5 cm.

Stitch both sides.  
Col. match label colour

**PLACEMENT - INSIDE:**

