

Re_fashion

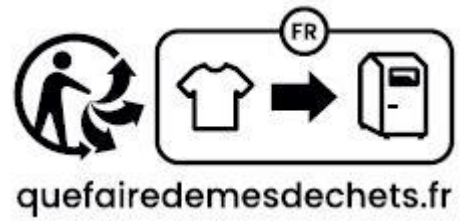
Sorting-info

Guide on the new sorting symbols in the textile industry

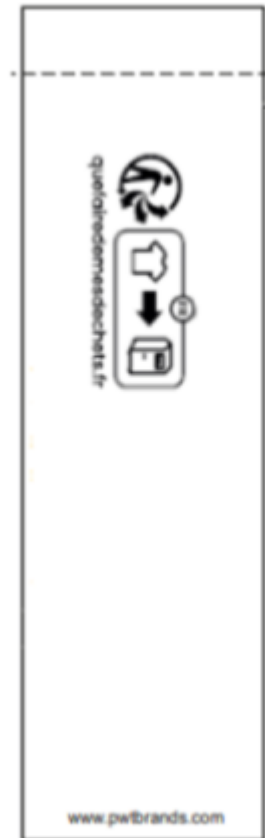
FEBRUARY 2022

Sorting-info symbol must be placed on a separate page at the last page of care label.

Colors should follow care label instructions.



Label 3 (back)



Recommended symbols

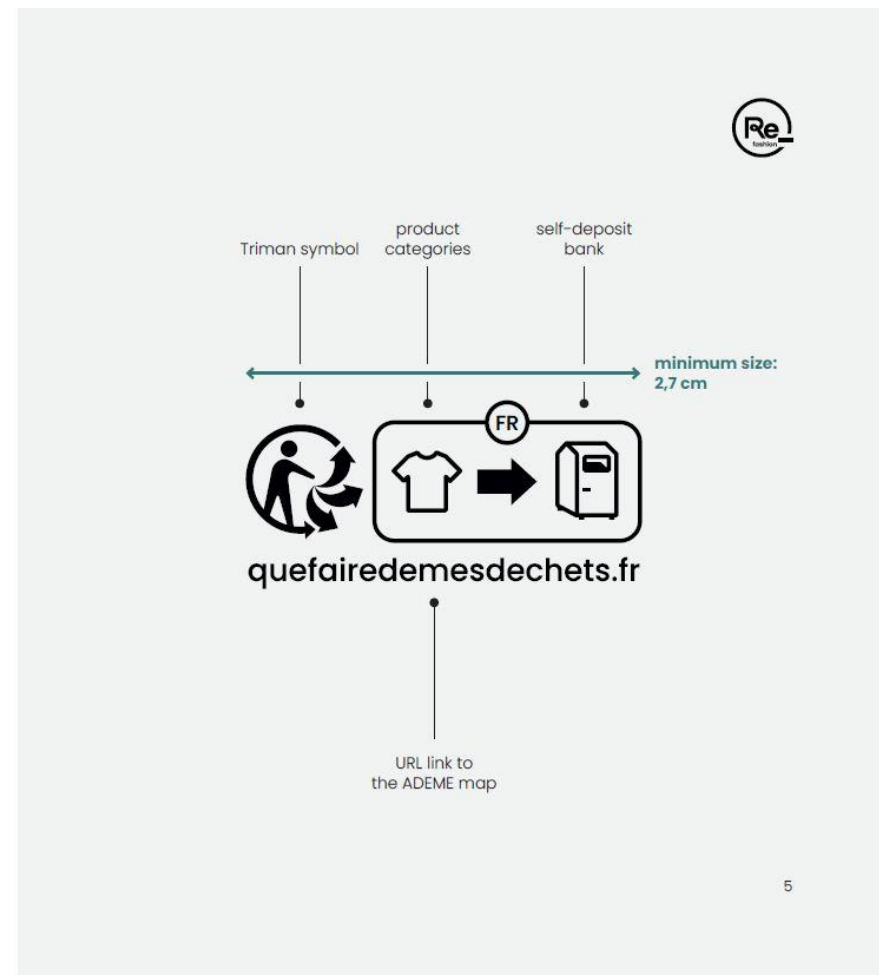
_Principle

A simple symbol that requires no translation, that is legible when small-sized so that it can be displayed on the textile label showing the fabric composition and used horizontally or vertically.

_Composition

- The **Triman symbol** is placed first
- A pictogram symbolising one **product category**:
 - > clothing (t-shirt)
 - > household linen (folded towel)
 - > footwear (tied derby shoes)

It is possible to display just one product category or all three together.
- The **self-deposit bank** symbolised by the pictogram of a container.
- The **URL** link to the Ademe's website
- The **letters FR** to specify that this measure is governed by French regulations.



Graphic charter to be followed

_ Typography

The typography used is Poppins:

Poppins Light	abcdefghijklmnopqrstuvwxy ABCDEFGHIJKLMNOPQRSTUVWXYZ
Poppins Medium	abcdefghijklmnopqrstuvwxy ABCDEFGHIJKLMNOPQRSTUVWXYZ
Poppins Semi-Bold	abcdefghijklmnopqrstuvwxy ABCDEFGHIJKLMNOPQRSTUVWXYZ

- 1 **Phrase explaining sorting and donating:** Poppins Light
- 2 **FR reference:** Poppins Semi Bold
- 3 **URL:** Poppins Medium
- 4 **«ou» :** Poppins Semi Bold
- 5 **Word describing the self-deposit point:** Poppind Light, in capital letters

